

## Balmalloch Primary School and Nursery Class



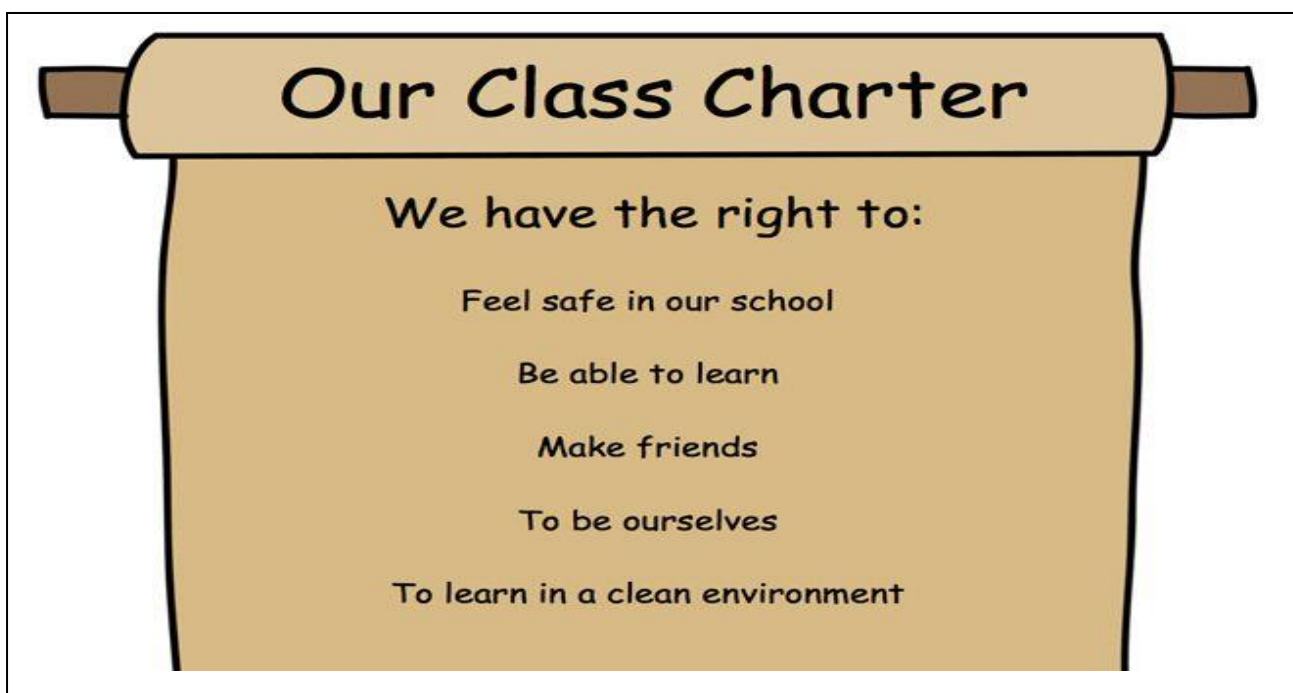
### Class Newsletter

responsiBility  
grAitude  
**BELIEVE IN YOURSELF**  
huMility and forgiveness  
perseverAnce  
Love  
**ACHIEVE YOUR GOALS**  
hOnesty and generosity  
Compassion and respeCt  
friendsHiP & family

### **A PLACE OF ENTHUSIASTIC LEARNING AND ACHIEVEMENT**

**Welcome parents and carers to Primary 4's newsletter for Term 3.**

We would like to take this opportunity to wish you all a Happy New Year and welcome your child back to school after a well-earned winter break. We hope you had a lovely Christmas and enjoyed time with family and friends. It has been positive to see the children come back refreshed and excited for what 2024 is going to bring, The children have all worked hard so far and we hope that we can continue to support them in their learning journey. It was lovely to catch up with so many of you during our Parents Meetings in November and are looking forward to working in collaboration with you again this term. Please find useful information below about what the key focusses of term 3 will be.



## What I am learning this term:

### Health and Wellbeing



**PE and Sport:** Athletics  
**HWB:** Active, respected, responsible and healthy lifestyles.  
**RRS Articles:** Article 2,3,12,13,28,29,30 & 31  
**Values:** Perseverance, believe in yourself and achieve your goals and responsibility

### Expressive Arts




**Art & Design:** Scottish Burns Art. Extreme Earth. Spring & Picasso.  
**Drama:** Scottish Week - The Ballad of Nessie. Chinese New Year - The Race of the Zodiac Animals.  
**Music:** Sound & Vibration Theme - Creating and using musical instruments.

### Numeracy and Mathematics



We will revise previously taught skills through our mental maths.  
**Numbers:** Multiplication and Division  
**Money:** We will begin exploring money at the end of Term 3 and continue this into term 4.  
**Fractions**

### Literacy and Languages



**Listening and Talking:**  
**Reading:** Continuing on novels and banded books  
**Writing:** Instructional, explanation and narrative  
**Grammar & Punctuation:** Uplevelling sentences and Continuing core writing targets and adding in more sophisticated punctuation.  
**Phonics & Spelling:** 3 spelling groups within both class, continuing on with NLC programme - children will continue to write words in jotter on a Monday.  
**Modern Languages:** Continue to build confidence with conversational language.

### Science and Investigation



P4 STEM box - engaging in a variety of STEM activities.  
 Waves & Vibrations

### Religious and Moral Education



**World Religions:** Sikh New Year & Holla Mohalla

### Technologies



**Computing:** Cyber resilience and internet safety

### Social Studies



**People, Past Events and Societies:** The Romans  
**People, Place and Environment:** Waves & Vibrations.

**Homework:**

Each term a grid will be uploaded with a variety of homework activities, these tasks are optional and can be returned to class for correction. The main emphasis of homework is reading. Each child should complete a minimum of 20 minutes reading per night which will support reading activities in school. Please note that Novel Studies cannot go home with the children, but all are welcome to pick a book from our class library and take this home to read.

**Class Charter:**

As a Rights Respecting School and as a School of Character, our classes have determined and agreed upon their own Class Charter to ensure everyone's rights are being met and to encourage a positive and productive learning environment. Our Positive Relationships and Behaviour policy has been devised to reflect the views of all stakeholders and ensure our school values are reflected in all aspects of school life.

## Balmalloch Primary School and Nursery Class



### Home Learning Tasks

Every child **MUST DO** reading homework every night for 15-20 minutes. Include:

- Reading on your own
- Reading with a partner (e.g.) brother, sister, friend
- Being read to by an adult

Below are additional activities that you can discuss with your parents/carers and complete if you choose to do so. Any tasks you choose to do can be completed in your homework jotter and handed into your class teacher on a Friday.


<b>Topic</b> Scotland Tourist industry - make an informative, eye catching poster to encourage visitors to come to Scotland. Advertise landmarks such as Edinburgh castle, Arria, transport museum.	<b>Topic</b> Scotland (Robert Burns) With the help of an adult, research the life of Robert Burns and make a fact file. Research where was he born? What did he do? Did he have any children?	<b>Topic</b> The Romans Design your own Roman Shield.	<b>Topic</b> The Romans Investigate Roman numerals 1-12. Where do we see roman numerals today?
<b>Seasonal</b> Write an easter acrostic poem. e.g. Exciting time of year A lot of chocolate So much fun Tasty treats Eggs are delicious Rolling eggs down a hill	<b>Seasonal</b> Go on an Easter egg hunt around your house or garden. If you don't have eggs, get an adult to create challenges around your house for you to solve.	<b>Seasonal - Spring</b> Go on a spring walk. Take time to consider what are the most significant changes from winter to spring? Think about weather, light, the leaves etc.	<b>Seasonal- Spring</b> Using recyclable materials, create your own bird feeder. Hang outside and record the different birds that use it.
<b>Sumdog</b> Log in to Sumdog. How many questions can you answer correctly?	<b>Number</b> Create your own numeracy board game such as snakes and ladders. Base your game off your favourite maths skill e.g., money, multiplication, fractions. <b>Literacy extension:</b> write the rules out for the game.	<b>Multiplication</b> Create your own word problems using different times tables.  Example: Miss McDonnell has 5 new boxes of pencils. There are 10 in each box. How many are there altogether?	<b>Multiplication</b> <b>Roll the Dice</b> Write out all the answers to your times tables up to x 12. Take two dice and roll them. Add the two numbers you roll together, then multiply them by the number of the table you are learning. <b>How quickly can you cross out all the answers?</b>
<b>Division</b> Get an adult to give you an even number to make your own word problems with. Work out how many groups this would be split into. For example: If you had 12 slices of pizza and 3 people - how many slices will they get each?	<b>Multiplication and Division</b> Make your own fact families to show how multiplication and division are linked.  <b>Example:-</b> 18, 2 and 9  $2 \times 9 = 18$ $9 \times 2 = 18$	<b>Fractions</b> Using your knowledge of shape, think about the 2D shapes we know. Split your shapes into $\frac{1}{2}$ 's $\frac{1}{4}$ 's $\frac{3}{4}$ 's to refresh your knowledge.  If you are finding this simple take a variety of	<b>Money</b> Make up your own toyshop with your toys at home. Use small pieces of paper to add prices to your toys e.g., £2.69. Using your knowledge of coins, can you work out which coins you could use to pay for these items?

	<p>18 divided by 2 = 9 18 divided by 9 = 2</p> <p>This is called the commutative law.</p>	<p>even numbers and divide them by 2 and 4.</p>	<p>How many different ways can you create the amount using different coins?</p>
--	---	---	---

### Health and Wellbeing/Values

<p><b><u>Life Skills</u></b></p> <p>With the support of an adult, help out with a variety of tasks at home. Putting on the washing machine, dishwasher, make the beds etc.</p>	<p><b><u>Physical activity</u></b></p> <p>Yoga helps develop strength and flexibility, which is important in gymnastics. Find out about and practise five different yoga poses. Draw and write about each one, describing which parts of the body are being worked</p>	<p><b><u>Perseverance</u></b></p> <p>Take time to consider the word perseverance. What does it mean? What does it look like? Research the correct meaning in the dictionary.</p>	<p><b><u>Responsibility</u></b></p> <p>Take the responsibility of tidying your room and keeping it tidy.</p>
--	--	--	--

### Spelling Grid - Term 3

<p><b><u>Timer</u></b></p> <p>Get a timer, set it for 3 minutes and see how many times you can write your words.</p>	<p><b><u>Alphabetical Order</u></b></p> <p>Write your words out in a list in alphabetical order. Underline the first letter of each word to make sure it is in the correct order of the alphabet.</p>	<p><b><u>Words within words</u></b></p> <p>Write out each of your words. Can you see any other words within your words?</p> <p>e.g. Beautiful = bet, tab, tub</p>
<p><b><u>Board Game</u></b></p> <p>Design a board game to play with your words. Write the rules too.</p> <p>You could make it in the style of snakes and ladders, a word road etc.</p>	<p><b><u>Bingo</u></b></p> <p>Split a piece of paper in to 6, and write down 6 of your spelling words in each box. Next, ask someone in your house to call out your list of words, if they call out one that is on your board, cross it off. When they have all been crossed off shout BINGO!!</p>	<p><b><u>Rainbow spelling</u></b></p> <p>Write each of your words out in rainbow colours.</p> <p>Beautiful</p>
<p><b><u>Flower spelling</u></b></p> <p>Draw a picture of a flower with lots of lovely petals and leaves. In each part of your flower, write one of your spelling words.</p> 	<p><b><u>Spelling story</u></b></p> <p>Write a story using most of your spelling words. Be sure to underline your spelling words using a coloured pen or pencil.</p>	<p><b><u>Practice Test</u></b></p> <p>Get someone to listen to you spelling your words out loud.</p>