

Comparing and Grouping Everyday Materials



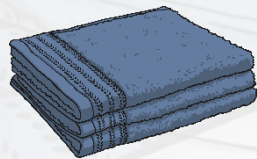
What Does Material Mean?

Everything around us is made from a material.

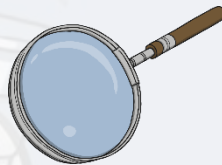
Objects might be made from...




wood



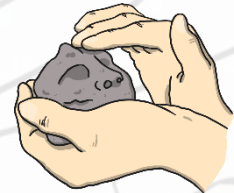
fabric



glass




plastic



clay

Look around you. Find three objects and see if you know which material they are made from.



Why Is It Made from That?

Objects are made from different materials because of the different things they can do. Think about what the following items are made from...



window

Click to reveal the answer

Why Is It Made from That?

Objects are made from different materials because of the different things they can do. Think about what the following items are made from...



pencil

Click to reveal the answer

Why Is It Made from That?

Objects are made from different materials because of the different things they can do. Think about what the following items are made from...



frying pan

Click to reveal the answer

























Activity Time

Let's have a go at describing different objects!

We can use the **Word Cards** to help us describe the materials.


Then, you can use **Describing Materials** activity to show what you know.

pl	d	trans	rough 
k	ru	gl	metal 
sn	lea	s	wood 
bu	w	be	waterproof 

Describing	Describing	Describing Materials	
Match up the descriptions to the objects.	Here are some objects made from different materials. Write a sentence to describe each of the objects.		
 A brick	 This glass	 window	 plastic cup
 My wool	 A raincoat	 window	 plastic cup
 My friend	 A spoon	 window	 plastic cup
 A spoon	 This material	 window	 plastic cup
 squashy	 see-through	 window	 plastic cup
 squashy	 see-through	 window	 plastic cup

Grouping Materials

Have a look at these objects...



How would you group them together?

Why would you group them that way?

Talk to the person next to you about which objects you would group together and why.





Activity Time

Looking around your classroom, can you group some objects together?

With a partner, or in a small group, group the objects together.

Can you talk about what you have done?

Then use the **Grouping Materials Differentiated** Activity to show what you know.

Grouping	Grouping Mat	Grouping Materials												
Some of these objects are made from the same material.	Some of these objects are made from the same materials. Draw	In the boxes, draw objects made from these materials.												
	<table border="1"><thead><tr><th>plastic</th><th>metal</th></tr></thead><tbody><tr><td></td><td></td></tr></tbody></table>	plastic	metal			<table border="1"><thead><tr><th>fabric</th><th>metal</th><th>plastic</th><th>glass</th></tr></thead><tbody><tr><td></td><td></td><td></td><td></td></tr></tbody></table>	fabric	metal	plastic	glass				
plastic	metal													
fabric	metal	plastic	glass											
 ★	 ★ ★ Page 2 of 2	 ★ ★ ★ www.twinkl.com												

What Have You Learnt?

Can you point to an object in the classroom and describe it?

Why is that object made from that material?

Can you find another object made from the same material?

