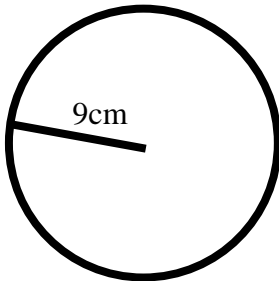


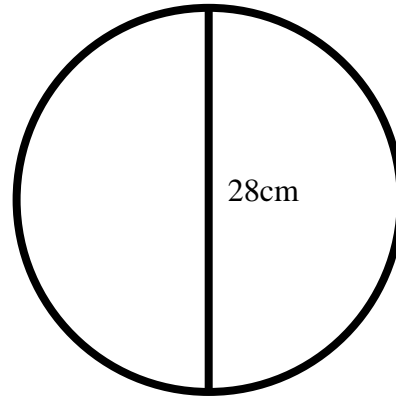
Circle Worksheet.

Find the area of the following items.

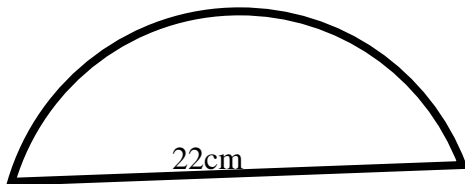
1)



2)

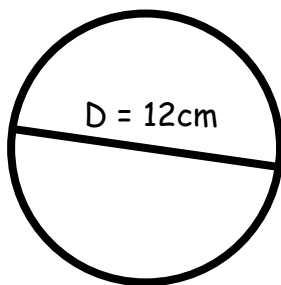


3)

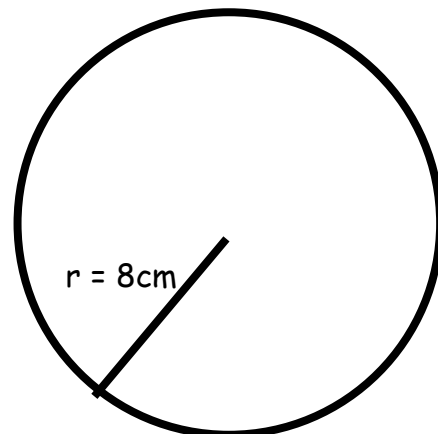


Find the circumference of the following


4)



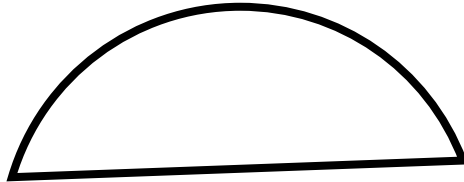
5)



6: Find the circumference of the tractor's front and back wheels if the radius of the front wheel is 45cm, and the diameter of the back wheel is 210cm



7: Find the length of the curved part of the semi-circle below.



$D = 18.9\text{cm}$

Circle Worksheet Answers

- 1) Area = 254.5cm^2
- 2) Area = 615.8cm^2
- 3) Area = 190.1cm^2
- 4) Circumference = 37.7cm
- 5) Circumference = 50.3cm
- 6) Front Circumference = 282.7cm
Back Circumference = 659.7cm
- 7) Half Circle Circumference = 29.7cm

