






Easter activities



<p>Easter snap cards: (Colour, pattern or number) Get an adult to cut out 20 egg shaped cards. Colour or number the egg cards in pairs (e.g. 2 eggs with red spots, two eggs with number 1 on them etc) and play snap with your Easter snap cards or place all cards face down and each player takes turn to choose two trying to find a pair.</p>	<p>Easter egg hunt: Hide Easter eggs (real or paper) around the house or garden and have your children find them. You could also make a map to help them find eggs.</p>	<p>Make an Easter card: Make an Easter card to give to someone you love. You could maybe make one for someone in your house or post it to someone you are missing.</p>	<p>Easter art Make some lovely Easter pictures to decorate your house for Easter. Maybe you could make a picture of the Easter Bunny, a wee Easter chick or a fancy Easter eggs.</p>	<p>Build something using lego or any other construction toy that will hold your Easter egg. Make an Easter Bonnet: Decorate a hat to make a fancy Easter bonnet.</p>
<p>Make an Easter Bunny mask.</p> 	<p>Make an Easter bunny and chick using toilet roll tubes.</p> 	<p>Make potato print Easter egg stampers.</p> 	<p>Make Easter handprint art.</p> 	<p>Make an Easter number game for your child to play.</p> 

You can also revisit the activities from last weeks suggestions.