

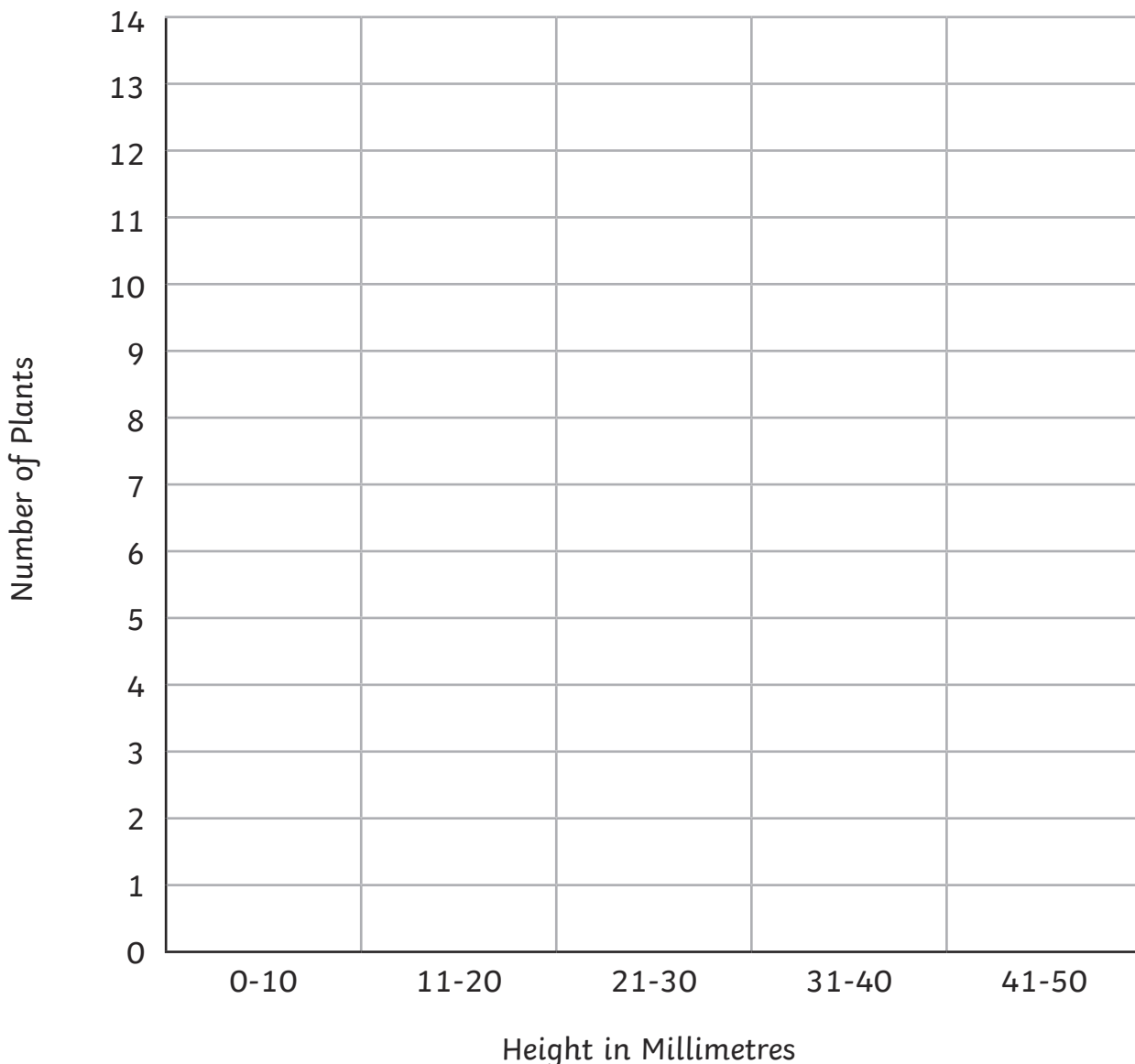
Height of Plants

A group of children grow some plants from seed. They measured the heights of each plant after 1 week. Here is a table of the results:

Height	Number of Plants
1mm - 10mm	4
11mm - 20mm	13
21mm - 30mm	5
31mm - 40mm	6
41mm - 50mm	2

On the grid below, draw a graph to show the data.

A Graph to Show the Height of Plants




1. How many plants did the children measure altogether?

2. How many more plants grew between 11mm – 20mm than 1mm – 10mm?

3. How many plants grew 31mm or greater?

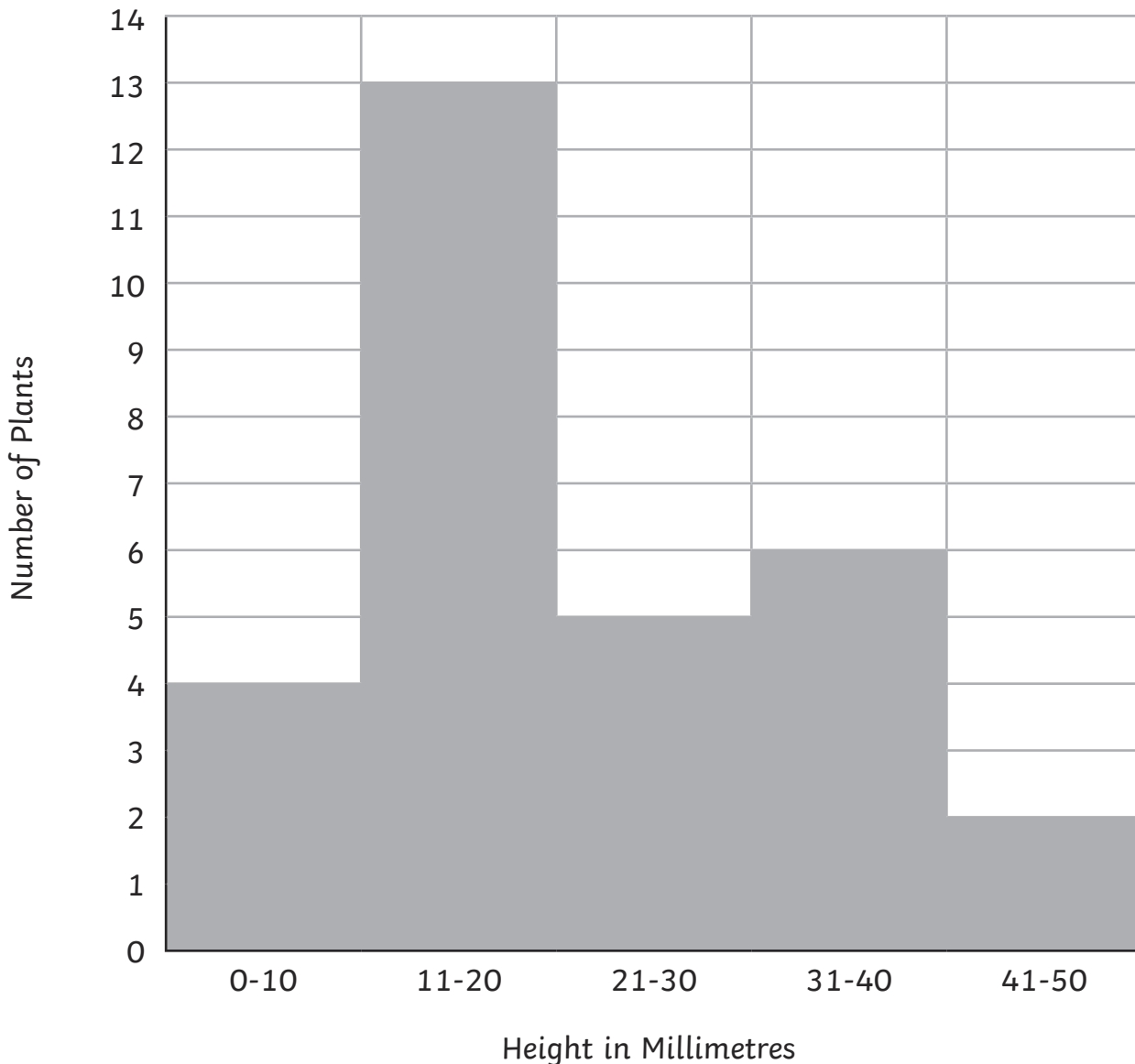
4. How many plants are 20mm or less?

5. Shane argued that there are more plants that are no more than 20mm tall compared to those that are taller than 20mm. Is Shane correct? Explain your reasoning.



Height of Plants Answers

A Graph to Show the Height of Plants



1. How many plants did the children measure altogether? **30**
2. How many more plants grew between 11mm – 20mm than 1mm – 10mm? **9**
3. How many plants grew 31mm or greater? **8**
4. How many plants are 20mm or less? **17**
5. Shane argued that there are more plants that are no more than 20mm tall compared to those that are taller than 20mm. Is Shane correct? Explain your reasoning.
Yes, because 20mm or shorter = 17 plants, 21mm or taller = 13 plants