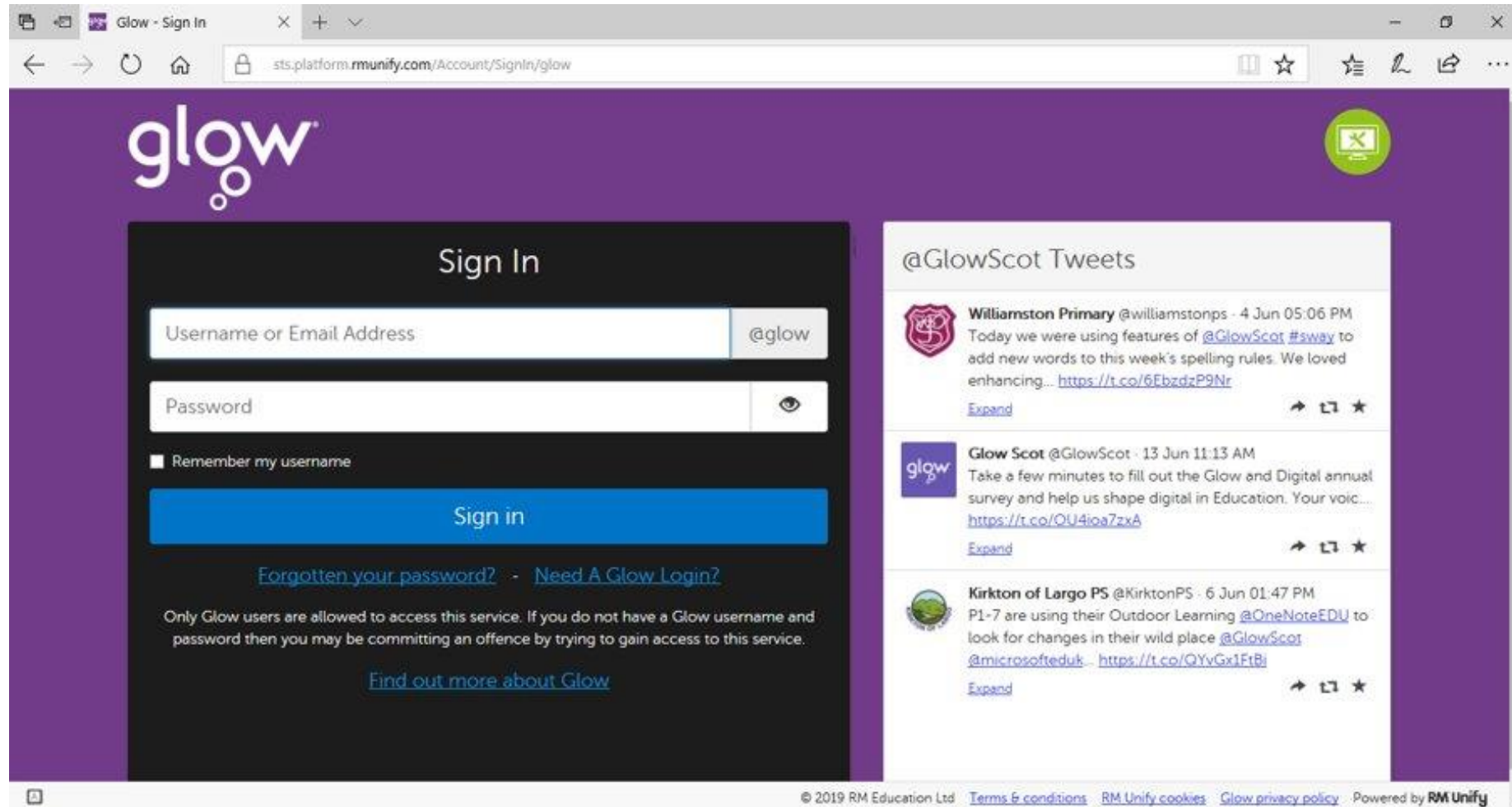




Accessing Glow, Office 365 and Teams from home

Log on to glow:

- google: glow login or
- www.glow.rmunify.com



The screenshot shows a web browser window with the URL `sts.platform.rmunify.com/Account/SignIn/glow`. The page has a purple header with the 'glow' logo. The main content area is dark grey and contains a 'Sign In' form with fields for 'Username or Email Address' (with '@glow' in the suggestion box) and 'Password' (with an eye icon for toggling visibility). Below the form is a 'Remember my username' checkbox and a blue 'Sign in' button. Links for 'Forgotten your password?' and 'Need A Glow Login?' are provided. A disclaimer states: 'Only Glow users are allowed to access this service. If you do not have a Glow username and password then you may be committing an offence by trying to gain access to this service.' A link to 'Find out more about Glow' is at the bottom of the form. On the right, a white box titled '@GlowScot Tweets' displays three tweets from Williamston Primary, Glow Scot, and Kirkton of Largo PS, each with an 'Expand' link and social media icons. The footer includes copyright information for 2019 RM Education Ltd, links to Terms & conditions, RM Unify cookies, and Glow privacy policy, and notes it is powered by RM Unify.

Sign In

Username or Email Address @glow

Password

☐ Remember my username

Sign in

[Forgotten your password?](#) - [Need A Glow Login?](#)

Only Glow users are allowed to access this service. If you do not have a Glow username and password then you may be committing an offence by trying to gain access to this service.

[Find out more about Glow](#)

@GlowScot Tweets

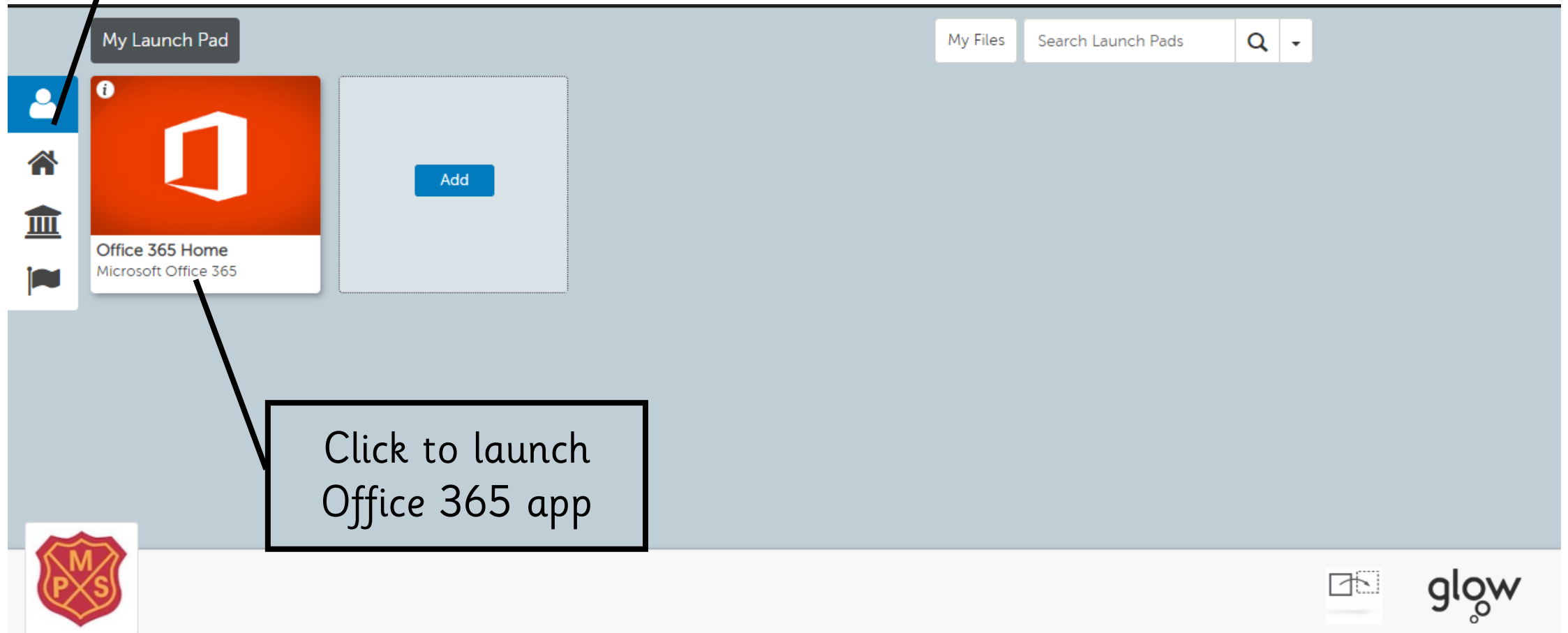
Williamston Primary @williamstonps · 4 Jun 05:06 PM
Today we were using features of [@GlowScot #sway](#) to add new words to this week's spelling rules. We loved enhancing... <https://t.co/6EbzdP9Nr>
[Expand](#)

Glow Scot @GlowScot · 13 Jun 11:13 AM
Take a few minutes to fill out the Glow and Digital annual survey and help us shape digital in Education. Your voic... <https://t.co/QU4ioa7zxA>
[Expand](#)

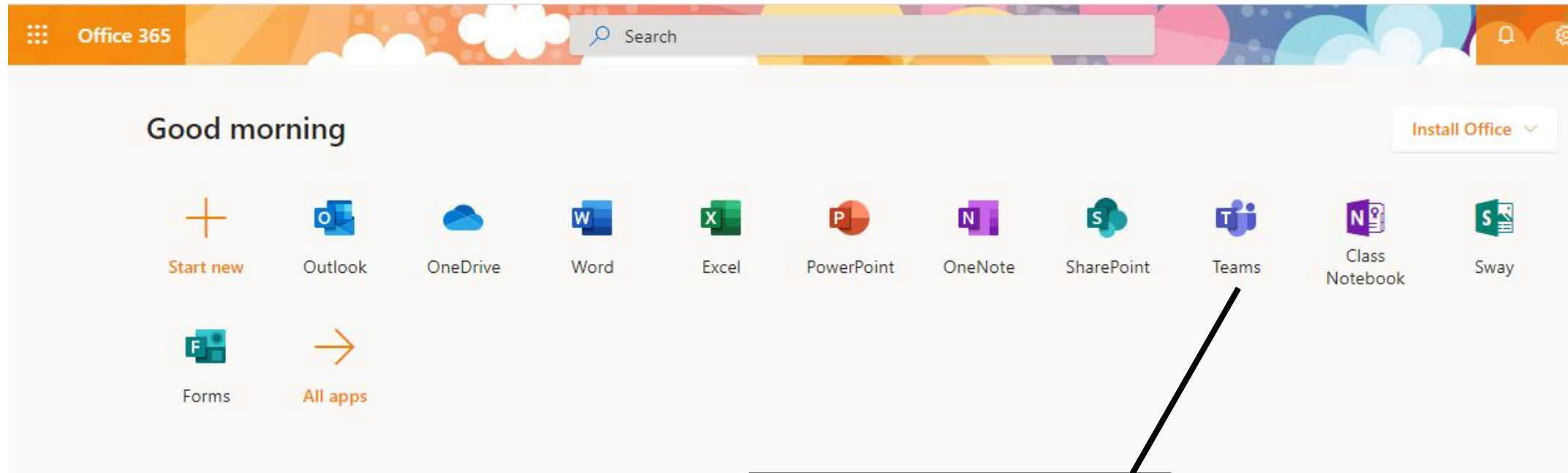
Kirkton of Largo PS @KirktonPS · 6 Jun 01:47 PM
P1-7 are using their Outdoor Learning [@OneNoteEDU](#) to look for changes in their wild place [@GlowScot](#) [@microsofteduk](#)... <https://t.co/QYvGx1FtBj>
[Expand](#)

© 2019 RM Education Ltd [Terms & conditions](#) [RM Unify cookies](#) [Glow privacy policy](#) Powered by **RM Unify**

Click on  for My Launch Pad




Office 365 Home



Click here to launch
“Teams” app

Here will appear
your class “Teams”.
Click to access.



This is your class
“Teams”. “Posts” is
where your teacher can
send you messages and
you can reply.

“Files” is where you will
find any documents
your teacher wants you
to access.

“Assignments” is where
your teacher might set
you work, get you to
complete a task and
submit it electronically.

