



Lawmuir Primary School Home Learning Guide



OVERVIEW & ACCESS

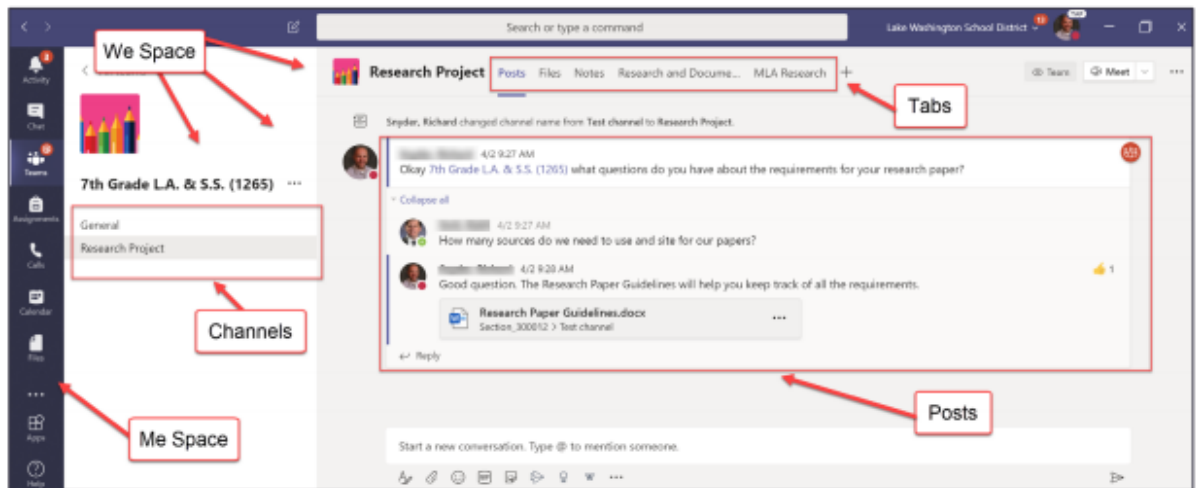
OVERVIEW

Microsoft Classroom Teams is a digital hub for all Office 365 products and tools. Classroom Teams is one of the tools that teachers will use to share content, connect with students, or provide activities and resources for homework & at-home learning.

FEATURES

Classroom Teams is collaborative and has many areas for students to access information and engage with their teacher and other students. Here are some common terms and features found in a Classroom Team.

- **Me Space** = Blue bar along the left and top. This area is used to navigate around Teams.
- **We Space** = Collaborative area in the middle of the Teams window. Information and content here are generally visible to everyone that is part of the Team.
- **Channel** = A way to organize different Tabs (Files, Posts, and teacher-created content) around a topic. Every Classroom Team includes a General Channel.
- **Posts** = This is where students and their teacher have conversations that everyone can participate in.



HOW TO ACCESS

Classroom Team sites are only for teacher-to-pupil interaction and contact.

Students will access their Classroom Team with their Glow account details – Username & Password.
Example. Gw12simpsonbart

***Please note if accessing via a tablet or mobile phone using the TEAMS App, pupils should add @glow.sch.uk to end of their username.**

Example. Gw12simpsonbart@glow.sch.uk

You can request a password reset or username reminder by filling out our google form. This can be accessed by scanning the QR Code below or by following this web link.

<https://forms.gle/kNR2KBV6R6BK1DsK8>

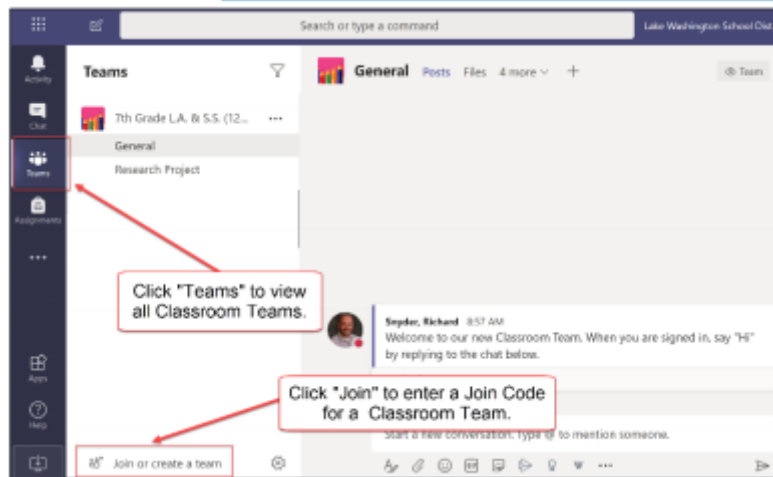


Pupils will be enrolled in a Classroom Team by their teacher.



- After signing in pupils should click on “Teams” in the Me Space to view their Classroom Teams.



Lawmuir Primary School Home Learning Guide



SUPPORTING YOUR CHILD

| | |
|---|--|
| <p>PUPIL PRIVACY</p> | <p>Classroom Team sites are only for teacher-to-student interaction and contact. Parents should not interact with teachers or students through Classroom Teams. Parents should support their child but not interact directly.</p> |
| <p>TROUBLE-SHOOTING</p> | <p>If students are having trouble connecting, make sure students are:</p> <ul style="list-style-type: none"> • Using their correct email address and password. • Accessing their Classroom Team through https://teams.microsoft.com. • Connected to a network. |
| <p>Password Resets & Help for Parents & Pupils</p> | <p>You can request a password reset or username reminder by filling out our google form. This can be accessed by scanning the QR Code below or by following this web link. https://forms.gle/kNR2KBV6R6BK1Dsk8</p> <div data-bbox="842 1106 1522 1370" style="border: 2px solid red; padding: 10px; text-align: center;"> <p>We will try to reset passwords, answer queries & resolve issues as soon as possible.</p> <p>Please bear in mind we are only able to carry these out during school hours between 9am – 3pm. All logged problems will be answered within 48hrs.</p> </div> <div data-bbox="357 1169 523 1339" style="text-align: center;">  </div> <p>Parent queries & questions should be made by emailing enquiries@lawmuir.n-lanark.sch.uk (Please note teachers are not available to be online in the evening – queries will be answered as soon as possible & within 48 hrs)</p> |
| <p>Lawmuir School App</p> | <p>We appreciate not all families have access to Microsoft TEAMS. Homework Grids are also available on our school app. Follow the directions below to download our app and have updates sent straight to your phone.</p> <p>To download the app go to the apple or Google store. Search for the app ‘Scot Ed’ Once you have downloaded the app choose your school – Lawmuir Primary</p> <p>You will now have access to the app and all the features. Configure the app to receive notifications from your child class by following instructions below.</p> <div data-bbox="1262 1653 1513 1901" style="text-align: right;">  </div> |



Lawmuir Primary School Home Learning Guide



| | |
|---------------------------|--|
| Setting Up the App | <ol style="list-style-type: none">1. Go to the Settings page and opt yourself into the groups of interest to you.2. Leave "Urgent" alerts switched on: this is for important messages to the whole school.3. Go to the Events section and add events of interest to your phone calendar as above if you would like reminders about them nearer the time.4. The app is designed to be a one stop shop for all quick information you need about school. |
| Other Features | <p>From the Home screen:</p> <p>Events section. You can view this in calendar page format or click the list view button at top right of screen to see it as a scrolling list. Events can be added to your phone calendar by clicking the "calendar plus" icon for an event.</p> <p>Alerts section. This is a log of messages sent to you with push notification. Go here to catch up on any missed messages since you last used the app.</p> <p>More... section. This takes you to a secondary menu with additional sections including:</p> <p>Settings section. This allows you to filter push notification (alert) messages so you receive notifications relevant to your child(ren)'s life at school.</p> <p>About the App section. Holds legal information about use of personal data, cookies etc and a feedback link if you would like to comment on the app.</p> |
| Twitter | <p>All classes have a school twitter account. Teachers will update this when they can. Some teachers will have more time to do this than others for example with older pupils as there learning is more independent.</p> <p>Homework grids will also be uploaded here. If you have a specific question or query please do not use twitter to ask these, as they can very easily be missed. Please use the method outlined above.</p> <p>Please note Teachers are unable to reply to direct messages via twitter.</p> |
| Pupil Feedback | <p>Due to COVID homework jotters are unable to come back and forward to school. Homework task are being set to give more practice or reinforce learning that is taking place in class. New concepts will be taught during class time.</p> <p>If your child is unable to complete their homework and this is causing you concern please contact the class teacher using the methods above. As with home learning during lockdown, we encourage all pupils to try to complete weekly homework for more practice and learning discipline but if this is causing conflict and or stress then please remember to get in touch. Do what you can and what is right for your family.</p> <p>Teachers will provide feedback weekly via TEAMS</p> |