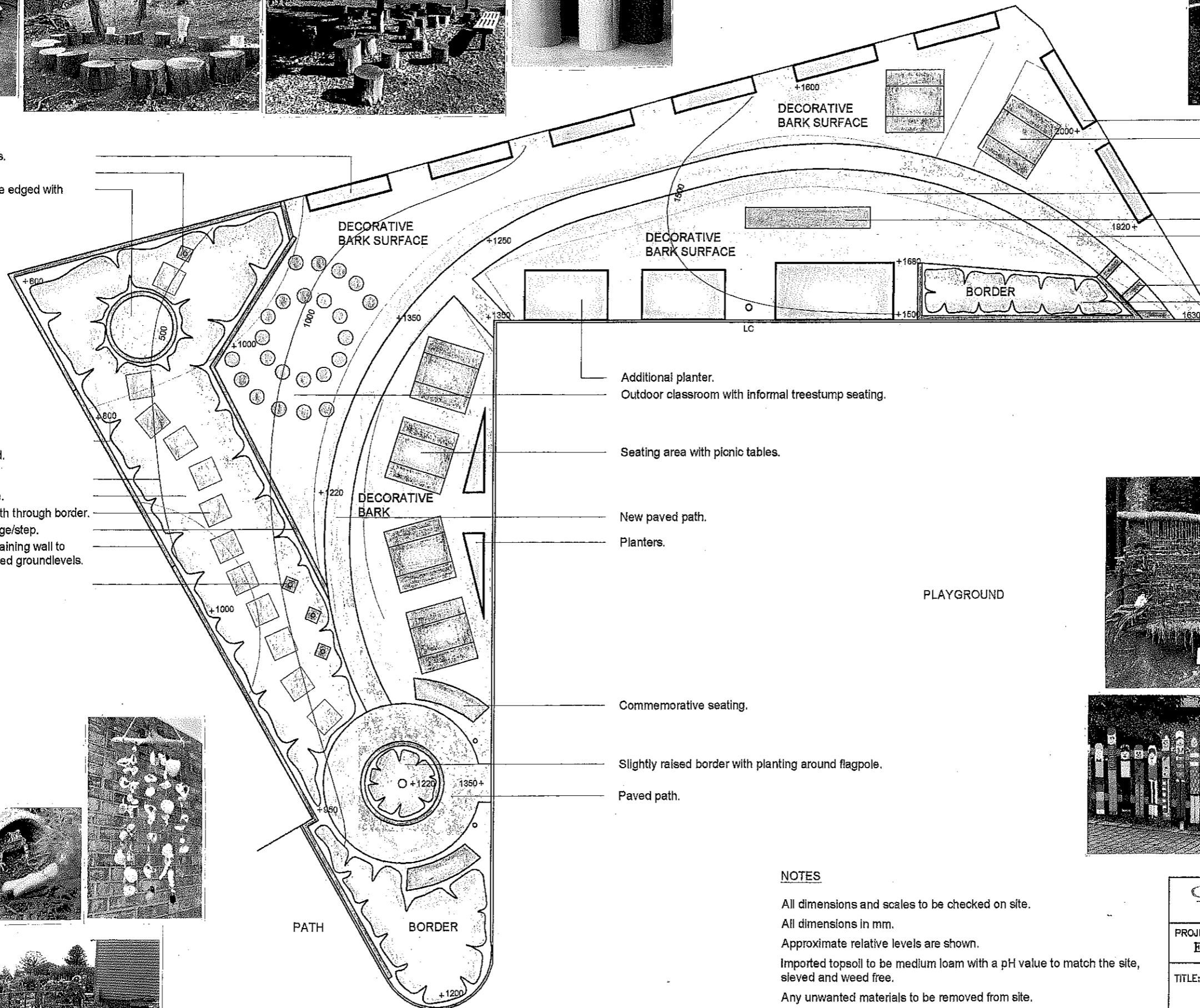


Additional planters.
Bug hotel.
Informal bark circle edged with stones or timber.

New spot levels.
Groundlevel raised.
Existing contours.
Planting for wildlife.
Stepping stone path through border.
Timber sleeper edge/step.
Timber sleeper retaining wall to accommodate raised groundlevels.
Bird feeders.



Planters.
Seating area with picnic tables.
Existing layout.
Fun sculpture or additional seating.
Paved path.
Timber sleeper steps with bark tread.
Border with sensory planting.
Edged with timber sleeper to prevent soil washing onto playground.

Additional planter.
Outdoor classroom with informal treestump seating.

Seating area with picnic tables.

New paved path.





Planters.

Commemorative seating.

Slightly raised border with planting around flagpole.

Paved path.

PLAYGROUND



© Fiona Buttenshaw

NOTES

All dimensions and scales to be checked on site.
All dimensions in mm.
Approximate relative levels are shown.
Imported topsoil to be medium loam with a pH value to match the site, sieved and weed free.
Any unwanted materials to be removed from site.
Permeable membrane to be provided beneath all bark areas.
Timber sleepers should be treated timber railway sleepers. Sleepers treated with creosote should not be used.

GLEN ROSA
Garden Design
38 GLEN ROSA GARDENS
CLIMBERHAULT
G83 0ES
01235 721 507

PROJECT:
Eastfield Primary Garden Design

TITLE:
Playground Garden Design Layout

SCALE:
1:100

DATE:
March 2014

JOB No:
063

DRAWING No:
A3-063-002

