


# April Spelling Contract

Your goal is to earn \_\_\_\_\_ points. Some activities are worth five points, while some activities are worth ten points. Please color in the boxes you completed. Have fun earning your points, activities in boxes without a parent signature are due on \_\_\_\_\_.



## Five Point Activities


<h3>Scrambled Up</h3> <p>Fold your paper in half long ways, or hot dog style. Then have an adult at home scramble up each of your words on one side of the paper. Then on the other side, try to unscramble your words WITHOUT peeking at your list!</p> <p>anir rain</p>	<h3>Rainbow Words</h3> <p>First write your words in pencil. Then, trace over all your words three times. Each time, use a different colored crayon. If you trace neatly, you will see a rainbow.</p>	<h3>Connect the Dots</h3> <p>Write each of your words in dots. Then connect the dots by going over them with a pencil or crayon.</p>
<h3>Spring Scene</h3> <p>Draw a picture of a spring scene, think rain showers and flowers. Then go back and hide each of the words in your scene. Be neat and creative!</p>	<h3>Be the Teacher</h3> <p>Give someone at home a spelling test. Then carefully grade their answers! Attach their test.</p>	<h3>Blue Vowels</h3> <p>Write each of your words neatly, and then go back and trace over each of the vowels with a blue crayon, if you don't have a blue crayon, just use another color!</p>
<h3>Spelling City</h3> <p>Visit <a href="http://www.spellingcity.com">www.spellingcity.com</a>. Click on Find a list and then type in _____. Click on the list that is on the front of this paper. Then choose one of the activities to practice your spelling words.</p> <p>Parent Signature Required</p> <p>_____</p>	<h3>Nonstop Words</h3> <p>Write all your words in a nonstop line! You might need to curve your line to get all your words to fit on the page.</p> <p>spellingcanbefun</p>	<h3>Word Fractions</h3> <p>Write all your words vertically on your paper. Then draw four columns and label them: number of vowels, fraction of vowels, number of consonants, and fraction of consonants. Then fill out each column.</p>

## Ten Point Activities

<h3>Funny Sentences</h3> <p>Write a funny sentence for each of your spelling words. Please write neatly and underline the spelling word that you used.</p> <p>The purple <u>people</u> sipped on milkshakes while playing tug of war in the rain.</p>	<h3>Comic Strip Spelling</h3> <p>Write and illustrate a comic strip using ALL of your spelling words. Please write neatly and make sure that your comic strip makes sense! Please underline the spelling words that you used.</p>
<h3>Categories</h3> <p>Come up with categories to sort your words. You can sort all your words at one time, for example sorting your words by their parts of speech, or you can use several categories and sort a few words at a time.</p>	<h3>Words Within Words</h3> <p>Write each of your spelling words. Then try to make three new words using the letters of each spelling word.</p> <p>SHOWERS show sew row</p>

# April Spelling Contract

Your goal is to earn \_\_\_\_\_ points. Some activities are worth five points, while some activities are worth ten points. Please color in the boxes you completed. Have fun earning your points, activities in boxes without a parent signature are due on \_\_\_\_\_.



## Five Point Activities

<b>Scrambled Up</b> Fold your paper in half long ways, or hot dog style. Then have an adult at home scramble up each of your words on one side of the paper. Then on the other side, try to unscramble your words WITHOUT peeking at your list! anir rain	<b>Rainbow Words</b> First write your words in pencil. Then, trace over all your words three times. Each time, use a different colored crayon. If you trace neatly, you will see a rainbow.	<b>Connect the Dots</b> Write each of your words in dots. Then connect the dots by going over them with a pencil or crayon.
<b>Spring Scene</b> Draw a picture of a spring scene, think rain showers and flowers. Then go back and hide each of the words in your scene. Be neat and creative!	<b>Be the Teacher</b> Give someone at home a spelling test. Then carefully grade their answers! Attach their test.	<b>Blue Vowels</b> Write each of your words neatly, and then go back and trace over each of the vowels with a blue crayon, if you don't have a blue crayon, just use another color!
<b>Silly Letters</b> Write each of your words using silly letters! <i>umbrella</i>	<b>Nonstop Words</b> Write all your words in a nonstop line! You might need to curve your line to get all your words to fit on the page. spellingcanbefun	<b>Word Fractions</b> Write all your words vertically on your paper. Then draw four columns and label them: number of vowels, fraction of vowels, number of consonants, and fraction of consonants. Then fill out each column.

## Ten Point Activities

<b>Funny Sentences</b> Write a funny sentence for each of your spelling words. Please write neatly and underline the spelling word that you used. The purple <u>people</u> sipped on milkshakes while playing tug of war in the rain.	<b>Comic Strip Spelling</b> Write and illustrate a comic strip using ALL of your spelling words. Please write neatly and make sure that your comic strip makes sense! Please underline the spelling words that you used.
<b>Categories</b> Come up with categories to sort your words. You can sort all your words at one time, for example sorting your words by their parts of speech, or you can use several categories and sort a few words at a time.	<b>Words Within Words</b> Write each of your spelling words. Then try to make three new words using the letters of each spelling word. SHOWERS show sew row

# Thank You!

Thank you for downloading this freebie. It is intended for single classroom use and it not to be redistributed or claimed as your intellectual property. Thank you for respecting my work! If a colleague is interested in this freebie, please direct them to my blog.

If you have any questions about this freebie, please email me at [lisa@fourthnten.com](mailto:lisa@fourthnten.com), and will respond to you as soon as I can.


Please continue to visit my classroom blog for teaching materials, free downloads, and lesson plan ideas.




<http://www.fourthnten.com>

If you enjoyed this freebie, please follow my [Teachers Pay Teachers store](#) and/or my [Teachers Notebook store](#) to be notified when I post new items.

Thanks again and Happy Learning!



# Acknowledgements



Bubbly Borders and more!