

0



rei

twinkl.co.uk

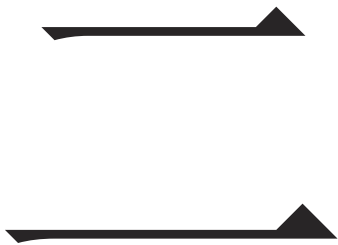
1



ichi

twinkl.co.uk


2



ni

twinkl.co.uk

3



san

twinkl.co.uk

4

四

shi

twinkl.co.uk

5

五

go

twinkl.co.uk

6

六

roku

twinkl.co.uk


7

七

shichi

twinkl.co.uk


8

The image shows the Japanese kanji for the number 8, which is '八' (hachi). It consists of two curved strokes that meet at the top and curve downwards.

hachi

twinkl.co.uk


9

The image shows the Japanese kanji for the number 9, which is '九' (kyu). It consists of a single curved stroke that starts at the top left, curves to the right, and then curves downwards.

kyu

twinkl.co.uk


10

The image shows the Japanese kanji for the number 10, which is '十' (ju). It consists of a vertical stroke and a horizontal stroke that intersect in the middle.

ju

twinkl.co.uk

100

The image shows the Japanese kanji for the number 100, which is '百' (hyaku). It consists of a horizontal stroke at the top, a vertical stroke on the right, and a horizontal stroke at the bottom, forming a 'U' shape.

hyaku

twinkl.co.uk