




1) Complete the sentences about the length of these pencils:

Pencil	Length
red	163mm
blue	118mm
green	15cm 3mm
yellow	12cm 5mm



- a) The red pencil is _____ than the blue pencil.
- b) The yellow pencil is _____ than the green pencil.
- c) The blue pencil is _____ than the yellow pencil.
- d) The red pencil is _____ than the green pencil.

2) Use $<$, $>$ or $=$ to compare each set of jumps. One has been done for you.

Samuel		Rhian
13cm 2mm	$>$	123mm
195mm		19cm 5mm
205mm		25cm
36cm 3mm		336mm
50mm		15cm

3) a) Order these lengths in ascending order, from shortest to longest.

56mm	50cm 6mm	15cm 6mm
560cm	5m 6cm	560mm

--	--	--	--	--	--

b) Use three of the measurements to complete this statement:

	$<$		$>$	
--	-----	--	-----	--




1) Emily and Nicole are comparing the heights of different British birds.

Bird	Height
robin	230mm
wren	98mm
gull	41cm 5mm
sparrowhawk	68cm

The robin is taller than the sparrowhawk because 230 is greater than 68.



a) Do you agree with Emily? Explain your reasons.



I have sorted the birds into ascending height order from shortest to tallest.

sparrowhawk	gull	robin	wren
-------------	------	-------	------


b) Do you agree with Nicole? Explain your reasons.

2) Two measurements have been sorted into this diagram incorrectly.

a) Which ones are incorrect? Where should they have been placed?

	Longer Than 600mm	Not Longer Than 600mm
Shorter Than 1m	121cm 5mm 926mm	487mm 13cm 2mm 72cm 3mm
Not Shorter Than 1m	10m 162cm 6mm	

There are no measurements that will go in the empty part of the table.

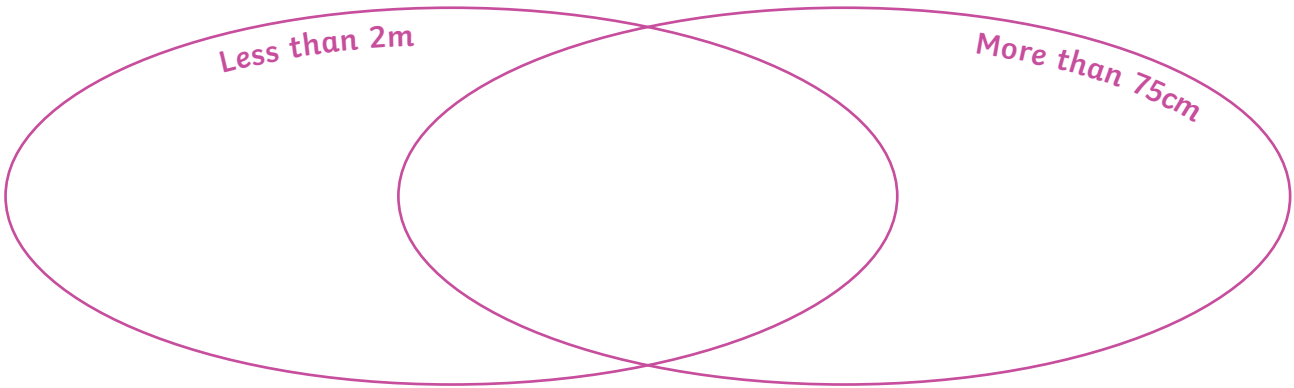


b) Do you agree with Nicole? Give your reasons.



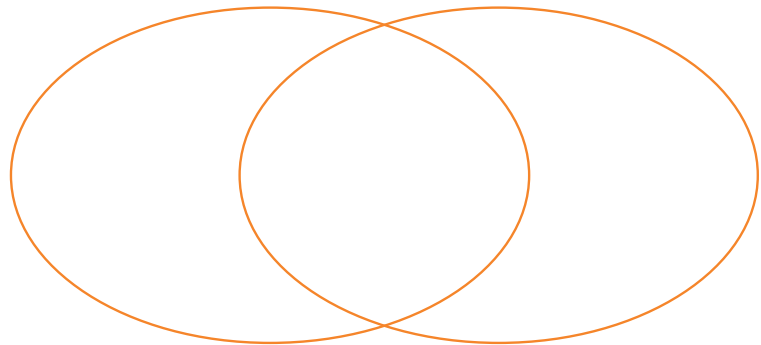
1) a) Sort these measurements into the Venn diagram.

10cm 3mm	956mm	3m 17cm
15mm	84cm	200mm



b) Choose one label from box A and one label from box B for the ovals and sort the measurements again. What is different and what is the same?

A	B
Longer than 10mm	Shorter than 50cm
Longer than 200cm	Shorter than 999mm



2) Measure the heights of different children in your class. Sort the measurements into a Venn diagram you have labelled. Choose labels that will make sure the overlapping part of the diagram contains some names.

