



Please do not print me!

Remember to print from page 2 to avoid wasting paper and ink.
If you do find me, then visit [twinkl.co.uk](http://www.twinkl.co.uk) to find out why **millions of educators** worldwide love twinkl.

A brief word about copyright...

By downloading this resource, you agree to the following:



You may use this resource for personal and/or classroom use only.

In order to support us, we ask that you always acknowledge www.twinkl.co.uk as the source of the resource. **If you love these resources, why not let others know about Twinkl?**



You must not reproduce or share this resource with others in any form. They are more than welcome to download the resource directly from us.

You must not host or in any other way share our resources directly with others, without our prior written permission.


We also ask that this product is not used for commercial purposes and also that you do not alter the digital versions of our products in any way.

Thank you for downloading!


Twinkl Educational Publishing. Your first choice for easy to use,
trusted and high quality teaching materials for educators and parents worldwide
- professionally crafted materials with a personal touch.

[twinkl.co.uk](http://www.twinkl.co.uk)

1. Describe what is happening in the picture.
2. How does the person feel?
3. Why do they feel like that?
4. How do you know?
5. What could happen next?




1. Describe what is happening in the picture.
2. How does the person feel?
3. Why do they feel like that?
4. How do you know?
5. What could happen next?



1. Describe what is happening in the picture.
2. How does the person feel?
3. Why do they feel like that?
4. How do you know?
5. What could happen next?



1. Describe what is happening in the picture.
2. How does the person feel?
3. Why do they feel like that?
4. How do you know?
5. What could happen next?



1. Describe what is happening in the picture.
2. How does the person feel?
3. Why do they feel like that?
4. How do you know?
5. What could happen next?



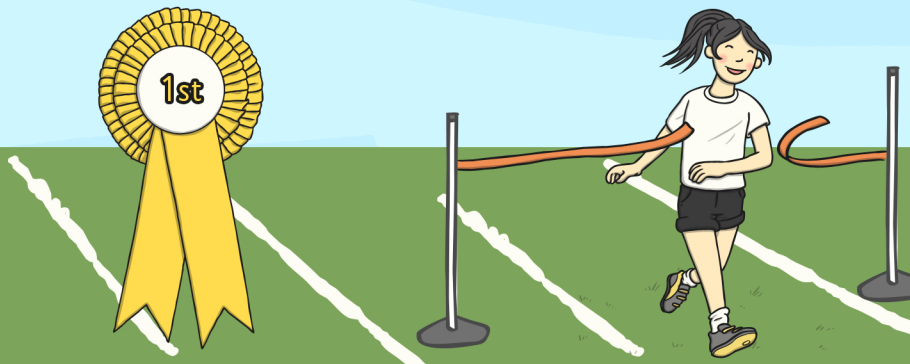
twinkl.co.uk

1. Describe what is happening in the picture.
2. How does the person feel?
3. Why do they feel like that?
4. How do you know?
5. What could happen next?



twinkl.co.uk

1. Describe what is happening in the picture.
2. How does the person feel?
3. Why do they feel like that?
4. How do you know?
5. What could happen next?



twinkl.co.uk

1. Describe what is happening in the picture.
2. How does the person feel?
3. Why do they feel like that?
4. How do you know?
5. What could happen next?



twinkl.co.uk