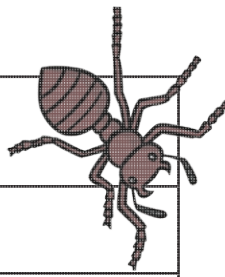



## Homework Choice Grid: Minibeasts



Colour in the boxes to show which activities you have done.

Visit a local park, and keep my eyes open for minibeasts.

Make a minibeast themed wind chime.

Make minibeasts out of playdough.

Play minibeast themed 'Who Am I?' using headbands, or post-it notes.

Make a minibeast picture using my fingerprints or handprints.



Make a 'minibeast hotel'.

Take photographs of places that I think minibeasts might live.

Collect pebbles and paint them to make them look like different bugs.

Use paper plates to make some minibeasts.

Make a butterfly garden.


Make a snack for a hungry caterpillar.

Draw to show the life cycles of a butterfly and frog.

Make a paper plate spider's web.

Go on a bug hunt with an adult.

Make a simple wormery.



For teachers – these resources support some of the activities in the homework grid:

[Make Your Own Minibeast Hotel Outdoor Activity](#)

[Minibeast Hunt Sheet](#)

[Make Your Own Wormery Outdoor Activity](#)

[Minibeast Pebbles Craft Adult Led](#)

[Make Your Own Butterfly Garden](#)

[Paper Plate Spider Web with Handprint Spider Craft Instructions](#)

[Minibeasts Craft Activity Pack](#)