

## Transition Support Card

Card One

# After The Storm: Planting A Seed.



### Starter:

Action song – I am a little bean song (YouTube).  
Read Jack and the Beanstalk.

### What to do:

Provide soil, containers, seeds, water and tools.  
Encourage the children to plant seeds. Watch and talk about what is happening to the seeds over the next few weeks.

After the Storm cover image. Reprinted by Permission of HarperCollins Publishers Ltd. © 1992 Nick Butterworth

### Experiences and Outcomes:

I have helped to grow plants and can name their basic parts. **SCN 0-01a**

I can talk about science stories to develop my understanding of science and the world around me. **SCN 0-20a**

I can talk about how they grow and what they need to do to look after them. **SCN 0-03a.**



#### I Wonder...

What will happen if I put seeds into the soil?



#### I See...

That seeds grow and I can name the parts I see.



#### I Know...

That seeds need soil, water and sunlight to grow.

**Safety**  
Watch for water spillages.  
Wash hands after activity.

#### Equipment

Soil, seeds, containers.  
Tools – spades, spoons, watering can.



After the Storm by Nick Butterworth

## Transition Support Card

Card One


## Variation of Activities...

**Use** tweezers and other tools to take seeds out of fruit and vegetable and to compare the seeds.

**Count** larger seeds and beans.

**Grow** your own Tuff tray grass.

**Observational** drawing of a flower or plant.



## NAC Developmental Milestones:

- 14.** Speaks clearly and fluently pronouncing most words and sounds.
- 21.** Asks who, what, where, when, why and how questions.
- 31.** I can use small tools effectively and with control.
- 41.** Able to touch and count a set of objects using 1:1 correspondence to 5.

## Meet Percy's Friends

## Animal Description

Squirrels have soft fur, a bushy tail, sharp claws and sharp teeth.



Squirrel

## Diet

Squirrels are omnivores, they mainly eat nuts, seeds and twigs. They can sometimes eat insects like caterpillars. Squirrels are food gatherers that bury their food until needed.

## Animal Habitat

Squirrels live in forests and woodlands and build a nest called a drey in the trees.

## Animal Movements

Squirrels can run fast and jump. They have strong back legs that help them to climb trees and their tail helps them to balance. Squirrels use their smaller front legs to hold food to eat.

## Transition Support Card

Card Two

# The Treasure Hunt: Tree Faces.



### Starter:

Instructional activity – Follow my leader.

### What to do:

Use a piece of playdough or mud. Stop at different areas outdoors and collect a natural object to create a tree face in the mud or playdough.

Treasure Hunt cover image. Reprinted by Permission of HarperCollins Publishers Ltd. © 1996 Nick Butterworth

### Experiences and Outcomes:

I can identify my senses and use them to explore the world around me. **SCN 0-12a**



#### I Wonder...

What objects can I find in different areas of the school grounds?



#### I See...

That there are many different natural objects around me, and I can describe how they feel using my senses.



#### I Know...

That a variety of different natural objects can be found outdoors. I have 5 senses – sight, smell, hearing, taste, touch.

#### Safety

**Only pick up things that an adult has said are ok to touch.**

#### Equipment

Playdough or mud.  
Natural objects.



## Transition Support Card

Card Two

### Variation of Activities...

**Sensory nature walk** – What can you spy...? hear...? smell...?

**Encourage** children and their families to collect natural items on a walk and bring them in to the EYC/P1 class to help develop a bank of natural outdoor resources.

**Blindfold game** – Guess the natural objects.

**Create** sensory paintbrushes.

**Research** the job of a park ranger. What do they do?

**YouTube** – Watch some of the Percy the Park Keeper videos.



### NAC Developmental Milestones:

- 16. Listens in a small group.
- 20. Follows more complex instructions.
- 30. I can retell a story/journey.

### Meet Percy's Friends

#### Animal Description

Can children identify some common woodland animals? Ask them to think about what they eat and where they live in the woods (burrows, nests, tree hollows etc).



Woodland  
Animals

#### Diet

Woodland animals can be omnivores, herbivores or carnivores. Can the children describe what these words mean?

#### Animal Habitat

Woodland animals can be found in grassland, forests and woodland areas. In trees they can live in branches, holes, tree roots and underground.

#### Animal Movements


Many woodland animals are nocturnal. They come out at night. Diurnal animals such as squirrels come out during the day.



## Transition Support Card

Card Three

# Percy's Bumpy Ride: Loose parts machine.



### Starter:

Motor skills activity – Throw and catch balls, scarves, balloons.

### What to do:

Use loose parts to create models of machines that will help Percy in the park.

Percy's Bumpy Ride cover image. Reprinted by Permission of HarperCollins Publishers Ltd. © 1999 Nick Butterworth

### Experiences and Outcomes:

Through everyday experiences and play with a variety of toys and other objects, I can recognize simple types of forces and describe its effects. **SCN 0-03a**

I can talk about science stories to develop my understanding of science and the world around me. **SCN 0-20a**



#### I Wonder...

What tools I will need to help me build a model?



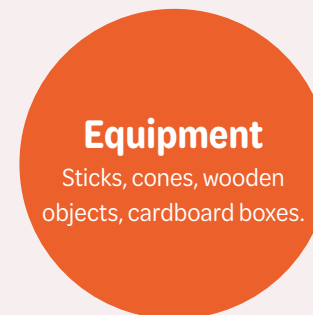
#### I See...

That using a variety of loose parts I can design and use objects to make a model.



#### I Know...

How objects move using push and pull forces. That to join parts together you need tape, string, screws.



## Transition Support Card

Card Three

### Variation of Activities...

**Use** a variety of tools- screwdriver, hammer correctly and safely outdoors.

**To use other** construction materials such as Lego.

**Use large parts** such as tyres and crates to create their own outdoor play equipment (risky play).

**Have a go** at Percy's Outdoor Tool Trail ([Percy's tool trail with tools.pptx – Google Slides](#)).



### NAC Developmental Milestones:

- 2. Plays co-operatively, shares with others and takes turns.
- 31. Uses small tools effectively and with control.
- 19. Listens and responds to when, why and how questions.
- 43. Seeks multiple solutions to a question, task or problem.

### Meet Percy's Friends

#### Animal Description

Foxes have soft fur, sharp claws and teeth. Foxes have a good sense of smell and hearing.



**Fox**

#### Diet


Foxes are omnivores which means they eat plants and meat such as rabbits, moles and other small animals.

#### Animal Habitat

Foxes live in forests, woodlands and grassland in underground dens. They can also live in deserts, mountains and even the Arctic.

#### Animal Movements

Foxes have whiskers on their faces and legs to help them to move silently. They can run very fast.



## Transition Support Card

Card Four

# One Snowy Night: A home for an owl.



### Starter:

Listening activity – Children take turns to say what they can hear outside.

### What to do:

Children use twigs, grass, stones and moss to make a bird's nest.

One Snowy Night cover image. Reprinted by Permission of HarperCollins Publishers Ltd. © 1989 Nick Butterworth

### Experiences and Outcomes:

Through creative play, I explore different materials and can share my reasoning for selecting different materials for different purposes. **SCN 0-15a**

I can talk about science stories to develop my understanding of science and the world around me. **SCN 0-20a**



#### I Wonder...

Where do all the different animals live?  
How many animals live in trees?



#### I See...

Birds build their nests with twigs  
and leaves to make them strong.



#### I Know...

Animals use leaves, moss and  
grass to help keep their homes  
warm and waterproof.

**Safety**  
Tripping hazards –  
branches, stones.  
Wash hands  
after activity.

**Equipment**  
Twigs, leaves,  
grass, stones.



One Snowy Night by Nick Butterworth

## Transition Support Card

Card Four

### Variation of Activities...

**Make** a home for different animals such as hedgehogs or mini beasts.

**Look** for signs of animals living in trees.

**Make** pictures using sticks, twigs and leaves.

**Sort** leaves into groups of shapes, sizes or colour.



### NAC Developmental Milestones:

12. Concentrates on activities with sustained interest.      43. Seeks multiple solutions to a question, task or problem.
16. Listens in a small group.

### Meet Percy's Friends

#### Animal Description

Owls are large birds with big eyes that help them see in the dark. They also have soft feathers to keep them warm. They make gentle hooting sounds.



Owl

#### Diet






Owls are birds of prey. They are carnivores and must eat other animals to survive. They eat worms, insects, snails and mice.

#### Animal Habitat

Owls live in woodland. They live in and lay their eggs in nests that they make in trees. Owls are nocturnal meaning they are active during the night.

#### Animal Movements

Owls can twist their heads almost all the way around. They have large wings to help them fly and glide silently.





## Transition Support Card

Card Five

# The Rescue Party: Making a well cover.



### Starter:

Team activity – Parachute games.

### What to do:

Ask the children to make a cover for a well.

Try different natural materials, such as sticks and leaves to secure a cover so it can't be blown away or easily knocked off.

Treasure Hunt cover image. Reprinted by Permission of HarperCollins Publishers Ltd. © 1996 Nick Butterworth

### Experiences and Outcomes:

Through creative play, I explore different materials and can share my reasoning for selecting materials for different purposes. **SCN 0-15a**

I can talk about science stories to develop my understanding of science and the world around me. **SCN 0-20a**



#### I Wonder...

How we can make a lid for the well?



#### I See...

That we can use different materials to cover the well.



#### I Know...

That we need to secure the materials to stop them being blown off.

**Safety**  
Make sure sticks  
and stones are  
not thrown.  
Be aware of others.

#### Equipment

Bucket/container.  
Loose parts – sticks,  
cardboard, string.



## Transition Support Card

Card Five

## Variation of Activities...

**Play** the floor is lava game. Children find large objects such as tyres, logs and other large play equipment to place around the outdoor area so that the children can stand on them when an adult shouts "The floor is lava".

**Place** animal toys in the well and ask the children to find creative ways to rescue them.



## NAC Developmental Milestones:

- 5. Uses role play to recreate or invent situations.
- 20. Follows more complex instructions.
- 43. I seek multiple solutions to a question, task or problem.

## Meet Percy's Friends

## Animal Description

Rabbits are small furry animals that live in groups. They have long floppy ears and a short tail.



Rabbit

## Diet

Rabbits are herbivores. They like to eat grass, flowers and other plants.

## Animal Habitat

Rabbits can be found in grassland and woodlands in towns and the countryside. They live underground in burrow systems known as 'warrens'.

## Animal Movements

Rabbits can hop and jump high in the air. When they hop fast, their white tails bob up and down to warn other rabbits of danger.

