



Largs Academy

Achievement | Ambition | Respect | Responsibility | Community



Going to school



Introduction



At Largs Academy we understand that going to high school can be a stressful and worrying experience.

We want to help prepare you for coming to Largs Academy by introducing you to the sights, sounds and people that you may encounter.

You can use this guide to write down some details about yourself and the names of people that can help.



About You

My name

.....

My House Group

.....

My Pastoral Teacher

.....

My Registration Teacher

.....

My Registration Classroom

.....

3

Arriving at school in the morning



Enter school



School bell will ring at 09:00



Go to your registration classroom

4

Main Entrance / Playground



A classroom





Period change



The bell will ring



Large Academy Timetable										
	REG 09:00-09:10	PERIOD 1 09:10-10:00	PERIOD 2 10:00-10:50	INTERVAL 10:50-11:05	PERIOD 3 11:05-11:55	PERIOD 4 11:55-12:45	PERIOD 5 12:45-13:35	LUNCH 13:35-14:15	PERIOD 6 14:15-15:05	PERIOD 7 15:05-15:55
MON	Registration			Interval				Lunch		
TUE	Registration			Interval				Lunch		
	REG 09:00-09:10	PERIOD 1 09:10-10:00	PERIOD 2 10:00-10:50	INTERVAL 10:50-11:05	PERIOD 3 11:05-11:55	PERIOD 4 11:55-12:45	LUNCH 12:45-13:25	PERIOD 5 13:25-14:15	PERIOD 6 14:15-15:05	
WED	Registration			Interval			Lunch			
THU	Registration			Interval			Lunch			
FRI	Registration			Interval			Lunch			

Achievement | Ambition | Respect | Responsibility | Community

Check timetable for your next class



Go to your next class

6

A breakout study space



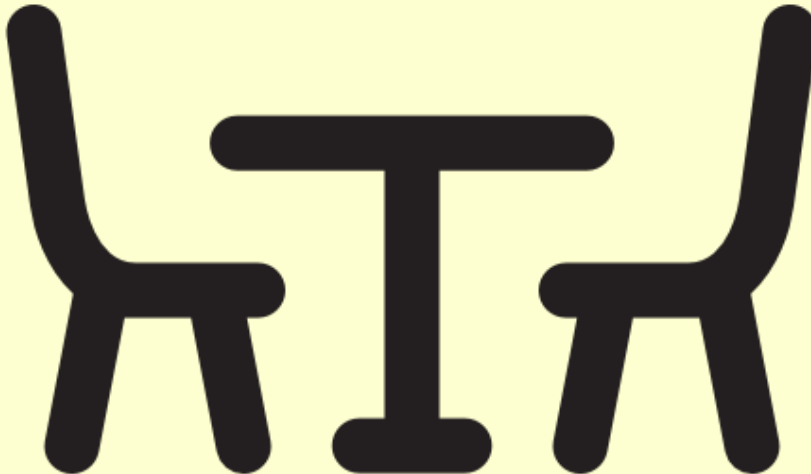
A classroom



Interval



The bell will ring at 10:50



Go to the Upper Plaza or playground



Eat your snack and have a drink

8

Main Entrance / Playground



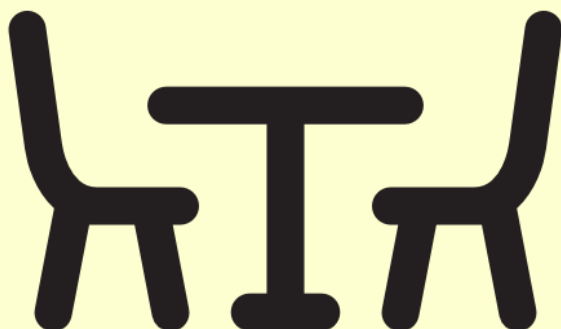
Upper Plaza - Seating Area



Lunch - Option 1



The bell will ring at 1:35pm (Mondays & Tuesdays)
and at 12:45pm (Wednesdays, Thursdays &
Fridays)



Pupils can bring a packed lunch and eat in the
Upper or Lower Plaza

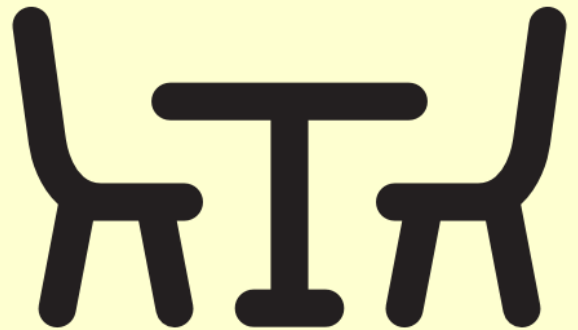



Eat your lunch and have a drink

10 Lunch - Option 2



The bell will ring at 1:35pm (Mondays & Tuesdays)
and at 12:45pm (Wednesdays, Thursdays &
Fridays)



Pupils can buy food using their Young Scot Card at
the canteen and eat in the Upper or Lower Plaza



Eat your lunch and have a drink




Upper Plaza - Food Serving Area



Upper Plaza - Seating Area

12

Upper Plaza - Pupil Social Areas



Upper Plaza - Pupil Social Areas

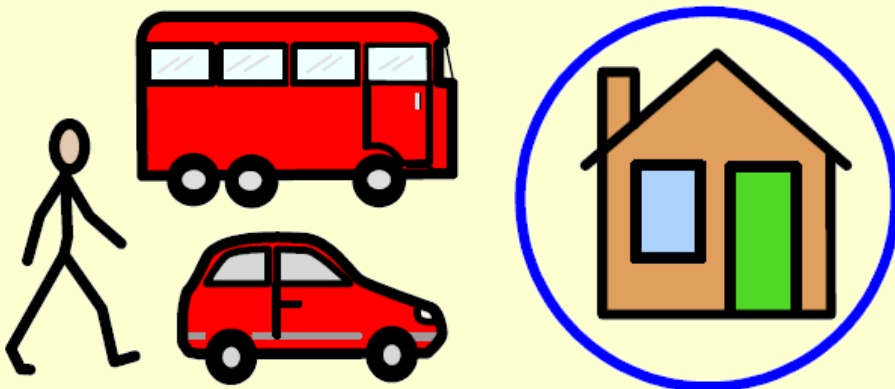
13 End of school day



The bell will ring at 3:55pm (Mondays & Tuesdays)
and at 3:05pm (Wednesdays, Thursdays & Fridays)



Exit school



Travel home





Information for parents and carers

What **Guidance Teachers** do?

Guidance Teachers follow the progress of each pupil, in their House Group, from S1 until he or she leaves school.

They are concerned with each student's personal, curricular and vocational welfare.

How do you get in touch?

To speak with your child's guidance teacher telephone 01475 687687 and make an appointment.

What **Pupil Support Teachers** do?

The Faculty of Pupil Support provides an array of additional supports for pupils.

We gather and share primary school transition information with subject teachers to help with learning and teaching. Furthermore, we give guidance and support to subject teachers. In addition, we deliver support in class, in small groups, on a one to one basis, or as a whole class. We also provide Alternative Assessment Arrangements for SQA exams through evidence gathering from subject teachers.

How do you get in touch?

Should you have any concerns regarding your child's progress in their learning telephone 01475 687687 and ask to speak to the head of The Faculty of Pupil Support.



Paying for school meals

Pupils use their Young Scot Card to pay for their school meals. The card will be issued to pupils before the start of S1.

Parent Pay allows parents and carers to:

- pay for school meals online
- see what meals your child has been buying
- check your child's balance
- top up at your convenience

Click on the following web link: www.parentpay.com

If online payment is not a suitable option, North Ayrshire Council can issue a PayPoint card that parents / carers can top up at local outlets. To request a PayPoint card, phone 01294 324759.

Pupils can use machines, located around the school, and their Personal Identification Number (PIN) to 'top up' with cash and view their balance. This PIN can be obtained from your child's guidance teacher or a member of the catering staff.

17 Largs Academy Staff

These are some of the adults who work at your high school.



Janitors: A school janitor is responsible for the security, safety, repair and maintenance of the school building and grounds.



Medical staff: If you become unwell or injured the school medical staff can help.



Cleaning staff: A school cleaner makes sure your school is kept clean and tidy.



Campus police officer: The campus police officer patrols the school to keep pupils safe. They also help to deal with any traffic issues.



Guidance Teacher: You go to your guidance teacher if you are having a difficulty. They are also the people who will advise on subject choices. Guidance staff are often the teachers for Personal and Social Education (PSE).

19 Largs Academy Staff

There is a wide range of hot and cold food prepared on the premises. If there is any concern regarding dietary requirements or planned use of the canteen please contact your Guidance Teacher.

Catering Staff



20 Changing rooms and toilets



There are several toilets you can use.



These are the changing rooms you use for PE.

21

Medical Room and First Aid Room



If you feel unwell or become injured you can visit the Medical Room and First Aid Room.





Subjects and Homework



In S1 you will have 17 different subjects.



Classes change every 50 minutes with a different teacher.



Show My Homework

Show My Homework is an online homework tool that let's you know what homework tasks are to be completed. Log in details are issued to every pupil. Expect approximately 3 to 5 hours of homework per week.



23

The Faculty of Pupil Support

Pupils can locate The Faculty of Pupil Support on Level 2 in the South Block.





The Faculty of Pupil Support

Pupils are advised to look out for signs to help them find where to find The Faculty of Pupil Support.





25 The Faculty of Pupil Support

This is Pupil Support Room 1





The Faculty of Pupil Support

This is Pupil Support Room 2





The Faculty of Pupil Support



This is the Pupil Support Base and it is a supportive learning environment.

There is a Pupil Support Teacher on duty each period to help pupils complete homework and classwork.

Pupils have the use of desktop computers, laptops and iPads to assist their learning.



Largs Academy Timetable

	REG 09:00-09:10	PERIOD 1 09:10-10:00	PERIOD 2 10:00-10:50	INTERVAL 10:50-11:05	PERIOD 3 11:05-11:55	PERIOD 4 11:55-12:45	PERIOD 5 12:45-13:35	LUNCH 13:35-14:15	PERIOD 6 14:15-15:05	PERIOD 7 15:05-15:55
MON	Registration			Interval				Lunch		
TUE	Registration			Interval				Lunch		
	REG 09:00-09:10	PERIOD 1 09:10-10:00	PERIOD 2 10:00-10:50	INTERVAL 10:50-11:05	PERIOD 3 11:05-11:55	PERIOD 4 11:55-12:45	LUNCH 12:45-13:25	PERIOD 5 13:25-14:15	PERIOD 6 14:15-15:05	
WED	Registration			Interval			Lunch			
THU	Registration			Interval			Lunch			
FRI	Registration			Interval			Lunch			