



Welcome to Gateside Primary School 2020/2021



When will I start?

Tuesday 18th August 2020 9.30am - 3pm



From Wednesday 19th August

Morning 9am-12.15pm

Lunchtime 12.15pm-1pm

Afternoon 1pm-3pm

Your teacher will be Mrs Reid.



Can my Parents/Carers come too?

Parents/Carers are welcome to bring children into school on the first morning. Parents/Carers will also have the opportunity to come into class and take your photo.

After that, Primary 1 pupils will line up at the door in their Houses. Your House colour will be red (Cuff), blue (Bigholm) or yellow (Spiers). The older children will help you.

Soon you will want to walk into school from the school gate on your own.

Children usually settle down quickly as soon as (upset!) parents/carers leave.



What should I wear?

Our school uniform is:

- navy skirt/trousers/pinafore
- pale blue polo shirt or white/pale blue shirt & tie
- navy jumper/sweatshirt
- navy or black shoes

Uniforms can be purchased online at

<https://www.schoolwearmadeeasy.com/> or from www.myclothing.com (Please note that the school gets money back from purchases from My Clothing)

Eco ties can be purchased from the school office (£5).

What should I bring?

- P1-3 lunch is free
- P.E. Kit (in a small drawstring bag that can be left on school peg) - indoor shoes, navy shorts, pale blue polo shirt.



- NO jewellery should be worn.

(We advise if you wish to pierce your child's ears, please do so in the summer holidays as earrings **must** be removed for gym.)

- A **small snack** for playtime.
- A **water bottle** that can be refilled in school. (No Flavoured Water or Juice)

All clothing and property should be clearly labelled. We don't want unnamed items disappearing without trace!

What will I do at break?

Primary 6/7 pupils will be asked to keep a watchful eye on the new P1s for a few days.

We also operate a Buddy System where they support each other in the playground. You will receive a personal message from your buddy in the near future.

After a short while you will no doubt want to play with your friends.



Please make sure you have suitable wet weather clothes since it is much better to play outside unless the weather is very bad.

If the weather is really bad then you are able to stay in class and be supervised by older pupils and staff.

Our Janitor, Mrs Cairns, Classroom Assistant, Mrs McGowan or Mrs Coia at the office are always there to help in case of accidents.

We are a health promoting school so encourage everyone to bring a healthy snack e.g. fruit, small sandwich, cheese, raisins. Please keep sweet treats/crisps as part of your balanced packed lunch or for home.

Will I like school?

Can you...

take turns?

share toys?


use cutlery?

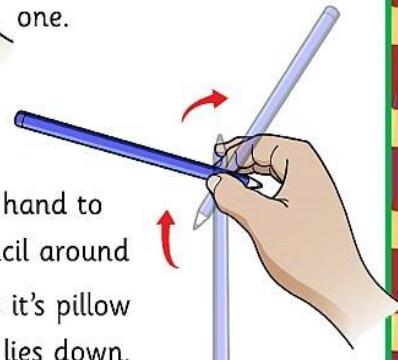
put on your coat/shoes?


write or recognise you own name?

listen?

The Pencil Hold Rap

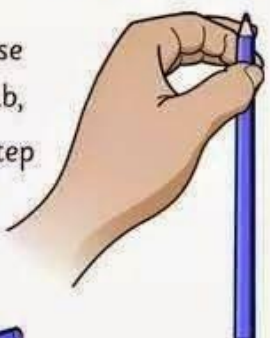
- 
- Pick up your pencil - use your pointer and thumb,
 - Let it dangle - this is step one.

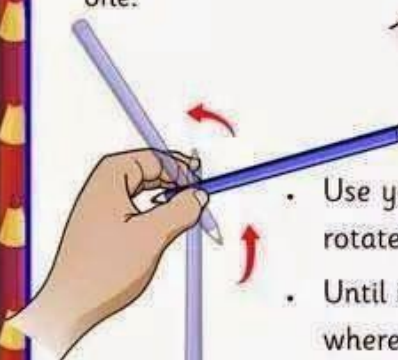
- 
- Use your other hand to rotate your pencil around
 - Until, it reaches its pillow where it gently lies down.




Right-Handed

The Pencil Hold Rap

- 
- Pick up your pencil - use your pointer and thumb,
 - Let it dangle - this is step one.

- 
- Use your other hand to rotate your pencil around,
 - Until it reaches its pillow where it gently lies down.



Left-Handed

How can you help us?

If you are late for school, or going to be absent, please telephone the school office (01505 502776) first thing in the morning. It is our duty of care to call parents/carers if children do not turn up at school.



Please try not to go on holiday in term time.

If you are learning to write your name, use 'small' letters - capital letters at the beginning of your name only.

At Gateside we start with cursive script straight away. Mrs Reid will share this with you through the 'See Saw' app along with other useful information and 'Getting to know you' activities. There are rhymes to help your child with their cursive script included at the end of the booklet.



How can parents/carers find out about the school?

Parent Council

Notice Board

School Handbook (on school website)

Attend Events

Newsletters (accessible via the website)

Speaking to teachers

Text Messages

Website (<http://blogs.glowscotland.org.uk/na/gateside>)

Twitter- follow us @GatesideSchool and like our tweets

See saw App

follow us on
twitter



Seesaw

We have an open evening in September to allow you to see what your child has been working on. This will be confirmed nearer the time and may be dependent on the current circumstances relating to covid-19.

There are usually 3 Learning Conversations throughout the year to review your child's progress with the class teacher. We always welcome the children along to these too.

Parents are welcome to visit the school at other times. If a longer interview is needed, it is best to call the school office and make an appointment.

Parents should not hesitate to contact the school on any matter that may concern you. Please use your child's Pupil Planner or See Saw app to communicate with the class teacher. Pupil Planners will be given to your child on their first day and are kindly paid for by Dalry Community Wind Power. These should be brought to school every day.

Flying with Phonics



a



c



d



o



e



s



z



x



m



n



h



b



i



k



l



r



t

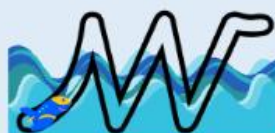
Flying with Phonics



u



v



w



f



j



g



p



qu



y

Flying With Phonics

a	Take off, reverse around the apple, up down flick.
b	Take off, up, down the bat and around the ball.
c	Take off, reverse around the caterpillar.
d	Take off, reverse around the dinosaur, up to the sky, down, flick.
e	Take off, loop around the egg, come in to land and stop.
f	Take off, loop around the foggy sky, down, loop around and land.
g	Take off, reverse around the green grapes, up, down, loop around the purple grapes.
h	Take off, up, down over the hill, flick.
i	Take off, up, and i i into the net.
j	Take off, up to the jelly fish, down, loop around and dot for the eye.
k	Take off, hiiiya up, down, karate kick around, flick.
l	Take off, up, down the lemon lolly pop, flick.
m	Take off, down and zoom over the moon and mars, flick.
n	Take off, down and over the North Pole, flick.
o	Take off, reverse around the orange and flick at the top.
p	Take off, down Pretty Polly, up around Pretty Polly.
q	Take off, reverse around the queen's necklace, up, down, flick.
r	Take off, up, down the red rose, over the red rose.
s	Take off and swish through the sky.
t	Take off, up, down the tree trunk, flick and across the branches.
u	Take off, up, into the umbrella, up, down and flick.
v	Take off, down the vase, up the vase, flick.
w	Take off, wow, waves, wow, waves, flick.
x	Take off, x marks the spot.
y	Take off, up, down like a yo-yo, up like a yo-yo, swing like a yo-yo.
z	Take off, zoom, zap, zoom.

