

Road Safety Scotland

ZIGGY ROADSHOW

Overview

2024 & 2025

Leith



About Go Safe with Ziggy

'Go Safe with Ziggy' is a road safety early learning resource set up by Road Safety Scotland, which is a branch of the Scottish Government.

The resource is aimed at children aged 0-6 years, bringing road safety learning to life with a mix of online and offline material, including the little books for home.

Go Safe with Ziggy sets young children up with skills they'll use for life. The activities, ideas and games are all fun, easy, and engaging and have been designed to help form positive attitudes and good habits from a young age.

The children we interact with may be familiar with Ziggy already, as these resources are already used in many Early Learning Centres and schools.

About Ziggy: Ziggy comes from planet Cosmos and he needs help to understand how to stay safe when crossing the road on planet Earth.



Storytelling & Songs

Through previous iterations of the roadshow, we have established that children are more engaged with storytelling using puppets, and songs with musical instruments, than reading directly from the Go Safe with Ziggy books.

For the 2024/25 roadshow, we have worked with a singer songwriter, adapting a range of well-known songs to include key road safety messages. Examples are linked below:

- [Introduction song](#)
- [Hokey Cokey](#)
- [If you're happy and you know it](#)

The sessions will begin with a visit from Ziggy (mascot), and a 30-minute storytelling and signing session.

Once the storytelling and signing session is complete, we will begin the activities listed on the following pages.



Activity 1: Hold tight to cross right!



Activity type: Crafts

Some finger-painting action on a Safety Certificate to take home!

We'll have a paint station where the kids can apply their hand-prints so the activity template. We'll also colour in the traffic light so we know what each colour means.

Prompt for staff to give children :

When we cross the road we need to stay close to a big person. We need to wait and hold their hand before we cross. Whose hand are you holding?



Activity 2: Help Ziggy stay seen, and safe!

Activity type: Crafts

We'll get the kids to kit Ziggy out in a new outfit. The brighter the better (safer)!

We'll have some pre-cut outfits (made from card) to choose from, or they can tailor their own with colouring in. The kids will then glue down Ziggy's new outfit to the activity template.

He'll need some googley eyes to look left and right though!

Prompt for staff to give children :

*Wearing bright coloured clothes is important so cars can see you.
Let's make Ziggy as bright as we can so he can stay safe.*



Activity 3: Let's shape the sounds of the roads!

Activity type: Building

We need to use our ears and listen out for sounds when we are crossing the road.


Using play-dough, make some sausage shapes, and lay them over the vehicles on the activity sheets.

Prompt for staff to give children:

What road sounds can you name? What noise does a car make? What noise does a bus make? What noise does a lorry make? What noise does a bike make?




HONK HONK!




**Ding
Ding!**



NEEE NAAAW!



TOOT TOOT!



Activity 4: Ziggyville Play Mat

Activity type: Role play

Ziggy lives in a busy town which has loads of roads, crossings and traffic lights. Kids will be encouraged to drive around the town using toy cars and together we will look out for safe places to cross the roads. We can also play a game of eye-spy, where kids are tasked with finding grannies house, or Ziggy's rocket.

Prompt for staff to give children:

Who can see a green man? Who can see a red man? What do we do when we see a red man? Who can spot a zebra crossing? Who can spot a lollipop person? Who can find a safe place to cross the road?



THANK YOU

Leith.