





Dreghorn Primary ESR Home Learning Grid

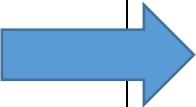
<u>Class</u>	<u>Date</u>	<u>January 2025</u>
<p><b>Makaton Sign</b></p>  <p>Help</p> <p><a href="https://www.youtube.com/watch?v=aSonSBa1yNM">https://www.youtube.com/watch?v=aSonSBa1yNM</a></p>	<p><b>Top Tip</b></p> <p>In school, we are learning to take turns during social games such as snap. Try using our visual turn taking board to show whose turn it is in one to one, or small groups.</p> <p>Write players names in each square. Clip a clothes peg on player one to start the game and move the peg around the board as each player takes a turn.</p>	<p><b>Emotion</b></p> <p>We have been working on asking for a break when we are feeling upset or angry. Using our <b>emotions and actions</b> symbols and the word, practise encouraging your child to request a break by pointing to go somewhere, asking to stop something or going for a walk.</p>  <p>"Mum, walk"</p>
<p><b>How you can help my communication at home</b></p> <p>We are learning to express our likes and dislikes when trying new activities. This is supported using symbols.</p> <p>When trying new foods or activities at home, please encourage your child to express these views using the "like" and "do not like" symbol boards.</p>	<p><b>Colourful Semantics</b></p> <p>We are learning about 'Who doing what?' in Colourful Semantics. Look over the page and see if your child can identify 'Who is doing what' in the picture.</p> 	<p><b>Skills for Independence</b></p> <p>We would like to be able to put our rubbish in the bin.</p> <p>After a snack, encourage your child to put their rubbish in the bin.</p> <p>"Molly, in the bin"</p>

## Colourful Semantics


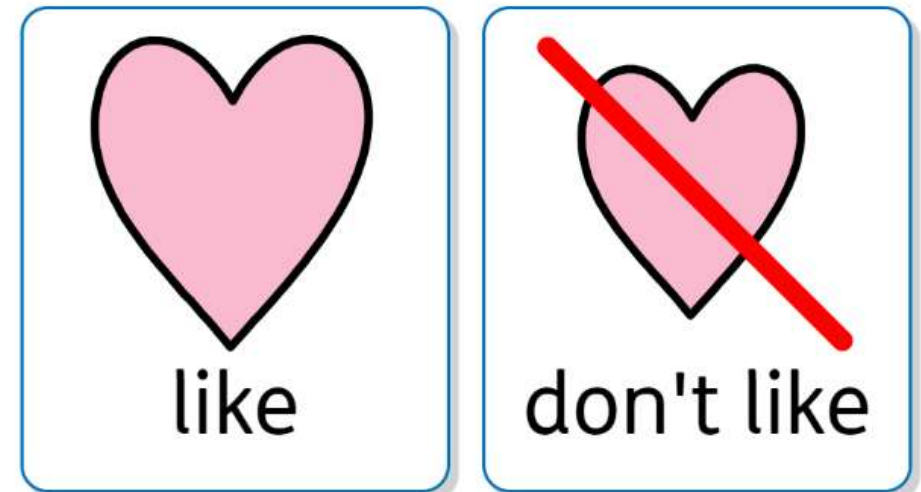


Visual turntaking board example

The arrow represents the clothes peg or similar marker which can be moved around as each player takes a turn.



Molly	Mum	Gran
Papa	Dad	

Emotions and Actions SymbolsLike and Do not like Symbols

## Emotions Board

