


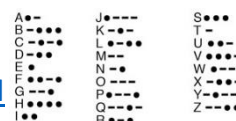



## Home Learning Grids- Second Level (P5, P6 & P7)

Each day, choose 1 literacy and 1 numeracy task and either 1 expressive arts/STEM challenge OR 1 from the separate P.E. challenge grid. If you choose an expressive arts/STEM challenge on day 1, make sure you choose a P.E. challenge on day 2 or vice versa. Send pictures/videos of your completed task to your teacher on Seesaw if you can. If you are looking for additional things to keep you busy- attempt the challenges added to several tasks and see the list of additional activities below.

### Week 1

Literacy	Numeracy	Expressive Arts/STEM
<p><u>Design a Starbucks Smoothie-</u> Starbucks want you to design a new smoothie for their Autumn/Winter collection. Write the recipe-</p> <ul style="list-style-type: none"> <li>List the ingredients</li> <li>Method- how do you make it?</li> <li>Draw a picture of what it Will look like.</li> </ul> 	<p><u>Topmarks Bingo Game-</u> Choose a times table you find tricky. Play <b>Topmarks Bingo-Multiplication &amp; Division</b> for 20 minutes or until you feel more confident with the answers. Could you challenge a family member to play with you? <a href="https://www.topmarks.co.uk/">https://www.topmarks.co.uk/</a></p> <p>*Challenge- choose another multiplication game to play.*</p>	<p><u>Mindfulness Hands Art-</u> Draw around your hands and decorate inside of the hand to show your emotions.</p> 
<p><u>Farm to Plate-</u> Complete the Bitesize topic: Farm to Plate. <a href="https://www.bbc.co.uk/bitesize/topics/zfmpb9g/articles/z4tbn9g">https://www.bbc.co.uk/bitesize/topics/zfmpb9g/articles/z4tbn9g</a> *Challenge- figure out the food miles and journey for the food in your fridge.</p>	<p><u>Sumdog-</u> Spend 45 minutes on Sumdog- if your teacher has set your class a challenge, complete this first. If not, choose your own games! <a href="https://pages.sumdog.com/">https://pages.sumdog.com/</a></p>	<p><u>Pizza Toast-</u> Make some pizza toast! All you need is bread, cheese, tomato purée &amp; the ingredients you'd like to put on your pizza.</p> 
<p><u>Question Master</u> Create six questions about the book you are currently reading (either personal or class novel). Try to ask 'Why' questions. If you were a teacher, what questions would you ask your pupils? Could you ask inferential questions?</p>	<p><u>Morse Code Challenge-</u> Write a secret message for a family member using the Morse Code. Ask them to decode it. *Challenge- use a torch or whistle to send your message- video it if you like!*</p> <p><a href="https://sites.google.com/site/shorthillsedtech/morse-code-for-kids">https://sites.google.com/site/shorthillsedtech/morse-code-for-kids</a> (Find out more!)</p> 	<p><u>Spaghetti Bridge STEM-</u> Spaghetti bridge. Can you build a spaghetti bridge that's strong enough to hold a bag of sugar?</p> 



For additional activities:

All children have a log ins for Espresso & Education City, which covers all areas of the curriculum <https://www.educationcity.com/> (ask your child's teacher if they don't know their log in) and <https://online.espresso.co.uk/espresso/login/>

Oxford Owls have a library of free books: <https://www.oxfordowl.co.uk/>

Free audiobooks for children: <https://www.storynory.com/>

Lots of free maths games: <https://www.topmarks.co.uk/>

Daily lessons in literacy, numeracy and health and wellbeing: <https://www.bbc.co.uk/bitesize>

Learn, create and play through exploring Scotland's history and heritage: <https://www.historicenvironment.scot/learn/>

STEM (Science, Technology, Engineering & Maths) with Mr N: <https://www.youtube.com/channel/UCxziq4omrQP-EKSLilOIPhw>



## P.E Challenge Grid

Complete a Joe Wicks workout!  
This will link you to his YouTube channel. Go to the 'classroom workout' section and let's keep fit!  
<https://www.youtube.com/channel/UCAxW1XT0iEJo0TYIRfn6rYQ>  
\*Challenge – can you create your own workout and get your family to join in? You could even create a workout and upload it to Teams so that we can all do it at home too! Take lots of pictures / videos!\*



Put your dancing skills to the test with Just Dance!  
Go to their YouTube channel and choose a dance to follow.  
<https://www.youtube.com/channel/UCOefYX4YxrPA-abpa8Is2A>  
Encourage anyone at home to join in too!  
Why not create your own dance or teach us how to do a TikTok dance by creating your own dance tutorial!






Get moving with GoNoodle, Cosmic Kids Yoga or Yoga for Teens with Adriene!  
<https://www.youtube.com/channel/UC2YBT7HYqCbbvzu3kKZ3wnw>  
<https://www.youtube.com/watch?v=7kgZnJqzNaU>





Create your own indoor or outdoor obstacle course using anything you can find! Take photos of it and edit using PicCollage or Markup to show what you have to do on each part of your course. Or you could take a video explaining how to set up your course and what you've to do!



## Week 2

Literacy	Numeracy	Expressive Arts
<p><b><u>My Wellbeing Journal-</u></b> Write a short diary entry each day about how you are feeling, what ideas you have to keep busy each day, any challenges you have had and how you have overcome them.</p>	<p><b><u>Education City-</u></b> Spend 45 minutes on Education City- if your teacher has set your class a challenge on My City, complete this first. If not, choose your own games!</p> <p><a href="https://educationcity.com/">https://educationcity.com/</a></p>	<p><b><u>Kitchen Roll Art-</u></b></p>  <p>Use patterned kitchen roll to create your own piece of art.</p>
<p><b><u>Research Project-</u></b> Choose a city you would love to visit. Create a fact sheet (handwritten or typed on Word or a short Powerpoint)</p> <ul style="list-style-type: none"> <li>• What is the currency?</li> <li>• What are the main attractions/landmarks?</li> <li>• What is the weather like?</li> </ul>	<p><b><u>Transum Problem Solving-</u></b></p> <ul style="list-style-type: none"> <li>• Complete the 'Starter of the Day' <a href="https://www.transum.org/Software/SW/Starter_of_the_day/">https://www.transum.org/Software/SW/Starter_of_the_day/</a></li> <li>• Complete 'Flash Tables' game <a href="https://www.transum.org/Software/SW/Flash_Tables/">https://www.transum.org/Software/SW/Flash_Tables/</a></li> <li>• Complete the 'Prison Cell Problem' game <a href="https://www.transum.org/software/SW/prison/prison.asp">https://www.transum.org/software/SW/prison/prison.asp</a></li> </ul> <p>*Challenge: choose 1 more game to complete!*</p>	<p><b><u>Blanket Fort-</u></b> Design and create your own blanket fort. Take a picture and share it on Seesaw.</p> 
<p><b><u>Poetry Task-</u></b> Listen to a poem on: <a href="https://childrens.poetryarchive.org/">https://childrens.poetryarchive.org/</a> Three Sharings:</p> <ul style="list-style-type: none"> <li>• What did you like/dislike about the poem?</li> <li>• Any connections you can make to your own life?</li> <li>• Puzzles- anything that confused you?</li> </ul> <p>*Challenge- record yourself reciting the poem.*</p>	<p><b><u>Topmarks-</u></b> Play Hit the Button Division Facts (divide by 7, 8, 9 &amp; 10) for 45 minutes: <a href="https://www.topmarks.co.uk/maths-games/hit-the-button">https://www.topmarks.co.uk/maths-games/hit-the-button</a></p> <p>*Challenge- try divide by 11 and 12.*</p>	<p><b><u>Cereal Box STEM Challenge-</u></b></p> <p>STEM creativity challenge! What can you do with a cereal box?</p> 



Literacy	Numeracy	Expressive Arts/STEM																																				
<p><b><u>Newspaper Challenge-</u></b></p> <p>Using a newspaper, magazine or a book find words that you don't know the meaning to. Write them down and use a dictionary (online dictionary is fine) to find a definition for them.</p> 	<p><b><u>Maths Challenge Cards-</u></b></p> <p><u>Challenge card 11</u></p> <p>Every row, column and mini-grid must contain the numbers 1 through 6. Don't guess - use logic!</p> <table border="1" data-bbox="909 392 1258 737"><tr><td>2</td><td>1</td><td></td><td></td><td>4</td><td>3</td></tr><tr><td></td><td></td><td></td><td></td><td></td><td></td></tr><tr><td></td><td></td><td>6</td><td>2</td><td></td><td></td></tr><tr><td></td><td></td><td>3</td><td>4</td><td></td><td></td></tr><tr><td></td><td></td><td></td><td></td><td></td><td></td></tr><tr><td>3</td><td>4</td><td></td><td></td><td>5</td><td>6</td></tr></table> 	2	1			4	3									6	2					3	4									3	4			5	6	<p><b><u>Origami Activity-</u></b></p> <p>Learn origami! Create animals, characters and objects out of paper and teach others how to do it too! Go to <a href="https://www.redtedart.com/easy-origami-for-kids/">https://www.redtedart.com/easy-origami-for-kids/</a> to see some examples.</p>
2	1			4	3																																	
		6	2																																			
		3	4																																			
3	4			5	6																																	
<p><b><u>ABC Order-</u></b></p> <p>Write the words you used in your newspaper challenge out in alphabetical order. Then write them in reverse alphabetical order.</p> <p><b><u>Word Search-</u></b></p> <p>Create your own word searches using your words. Or use this link to get your computer to do it for you.</p> <p><a href="http://puzzlemaker.discoveryeducation.com/">http://puzzlemaker.discoveryeducation.com/</a></p>	<p><b><u>Nrich Maths- National Flag Game-</u></b></p> <p>Choose one of the national flags from the Olympic games that are displayed and answer the questions on a piece of paper.</p> <p><a href="https://nrich.maths.org/7749">https://nrich.maths.org/7749</a></p> <p>*Challenge- choose another flag from the list that you think will be trickier than the first one and complete.*</p>	<p><b><u>Coding Challenge-</u></b></p> <p>Go to <a href="https://code.org/learn">https://code.org/learn</a> and choose a coding activity to complete. My personal favourite is the Minecraft Hour of Need one.</p> 