

## Primary 5 - Weekly Plan

Week Beginning 8<sup>th</sup> February 2021

Hello Primary 5,

I will set you a literacy, numeracy and a health and wellbeing activity each day. Try your best to complete all three tasks each day and contact me if you get stuck with anything or need extra help. I'm still here to help despite being behind a computer now. I will be contactable on glow and seesaw but I believe seesaw will allow me to respond quicker. The full week's plan will appear on the school website each week and I will also email you every morning with the day's activities.

As a class we will meet at 11:30am every weekday. During this time we will use Microsoft Teams to share a group video call.

Below is a summary timetable of your weekly tasks.



Week bg/8th February	literacy	Numeracy	HWB
<b>Monday</b>	Spelling <i>Red Group Words</i> <i>Yellow Group Words</i> Novel Study - Catscape <i>Chapter 12</i>	Mental Maths <i>Octagons, Squares, Triangles and Rectangles</i> Sumdog <i>Number Questions</i>	PE Challenge <i>Beat the Teacher Challenge 3</i>
<b>Tuesday</b>	Writing <i>Poem -Setting description</i>	Big Maths <i>Beat That set 4</i>	HWB <i>Motivation</i>
<b>Wednesday</b>	Grammar <i>contractions</i>	Big Maths <i>Money</i>	PE Fitness <i>Core</i>
<b>Thursday</b>	Reading <i>Three little pigs</i> Spelling Sumdog <i>Tricky Words (next 24)</i>	Big Maths <i>Ultimate Challenge 4</i>	HWB <i>Compliments</i>
<b>Friday</b>	Holiday	Holiday	Holiday

Monday 8<sup>th</sup> February

## Literacy

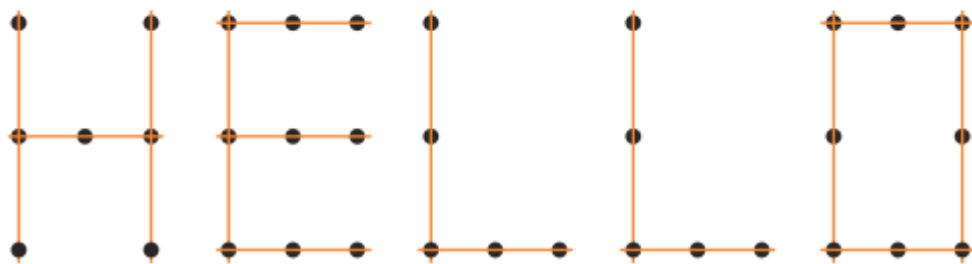
### Spelling

Red Group (ti for sh)	Yellow Group (Wh)
must	did
stuck	cut
nation	twin
station	whale
relation	wheel
action	white
fiction	whisper
dictionary	what
minute	where
second	when

1. Use a dictionary or Google to find the meaning of any words you are unfamiliar with.
2. Write out your words x 3.
3. Write 5 sentences that include your words.
- 4.

### Join the Dots

Write each of your words using dots. Then, join the dots with a coloured pencil to make your word.



5.


## Listening / Reading

Read Chapter 13 of Catscape take notes and write a short summary of the chapter. I will email the chapter to your email.

or

Listen to Chapter 13 of Catscape. Take Notes and write a short summary of the chapter.

<https://youtu.be/T6pQIQJDDiM>



# Tip of the Iceberg

## Tip of the iceberg

This phrase features in Chapter 13. This is a common phrase that people use to show that they have one piece of information but there is a lot more to be found.

What can you find out about icebergs and why does this phrase get used?

Tip - Use the internet to research

Tip 2 - A good way to present your information about icebergs is as a fact file. You can record yourself presenting the facts or send the facts in using the notes on seesaw.

## Numeracy

In your jotter complete the mental maths questions for your group. Remember to write the short date at the top of your page. Send in your answers through Glow or Seesaw to allow me to track your progress.

### Octagons, Squares and Triangles

1.  $7 \times 3$
2.  $6 \times 9$
3. 45 divided by 5
4. 81 divided by 9
5.  $153p - 67p =$
6.  $\pounds 1.30 - 87p =$
7. Complete the sequence 6, 12, 18, \_\_, \_\_
8. Complete the sequence 1, 4, 9, 16, \_\_, \_\_
9.  $100 \times 53 =$
10.  $1000 \times 42 =$

### Rectangles

1.  $3 \times 8$
2.  $6 \times 3$
3.  $6 + 4 + \_ = 20$  what is the missing number?
4.  $7 + 4 + \_ = 20$  what is the missing number?
5. 600 divided by 10
6. 270 divided by 3
7.  $100p - 60p =$
8.  $\pounds 1.00 - 43p =$
9.  $100 - 30 =$
10.  $100 - 55 =$

Once you have completed the questions above, login to Sumdog and complete part of this weeks mixed tables challenge.



## The laundry shoot

Place a container a minimum of 5 steps away. You have 10 shots how many can you score?

I will upload a video of my score. To be in the challenge you must also send in a video.



Tuesday 9<sup>th</sup> February

## Literacy - Writing

Picture Poem (LI: I am learning to describe a setting in a poem)

### Challenge

Take a look at the picture and try write down:

- 5 words to describe what the picture shows.
- 4 things the snow or the picture makes you think of.
- 3 words to describe sounds they may hear in the picture.
- 2 words that describe what snow would feel like on your skin
- 1 emotion the picture makes you feel.



Now that you have your answers to the above questions, I would like you to use some of them to help you write a poem that describes a setting. Below are two descriptive poems that involve a snow setting.



## Numeracy

Complete the "beat that" for your group. This can be completed on seesaw or emailed as a picture through glow. If you are writing the answers please write the full question and answer

## Octagons



Name: \_\_\_\_\_

Class: \_\_\_\_\_

Date: \_\_\_\_\_



CLIC 6 SET: 5

1 Count backwards  
286, 285,  
\_\_\_\_\_, 283

2 Complete the  
sequence  
\_\_\_\_\_, 4, \_\_\_\_\_,  
8, 10, 12, 14

3 62  
/      \  
\_\_\_\_\_  
\_\_\_\_\_

4 Place in order  
12 18 15 16

5 Complete the sequence  
10, 12, 14, \_\_\_\_\_, 18

6 Complete the sequence  
200, 210,  
\_\_\_\_\_, 230, 240

7 Circle the  
odd numbers  
20 23 32 41

8 Write the fact family for:  
7 - 3 = 4  
.....  
.....

9 15 + 8 =  
\_\_\_\_\_

10 15 - 8 =  
\_\_\_\_\_



## Square



Name: \_\_\_\_\_

Class: \_\_\_\_\_

Date: \_\_\_\_\_



CLIC 111 SET: 5

1 Complete the sequence

16, , 24,  
, 32

2 Double 400 is

3 Double 500 is

4  $90 \times 30 =$

5 Write your coin  
card for...  $\times 24$

$\times 24$	
1	
2	
5	
10	
20	
50	
100	

6 Mully is hiding  
behind the biggest  
multiple of 2  
without going past  
29



7  $165 + 23 =$

9  $663 + 24$

8  $567 + 48 =$

10  $823 - 56$

## Triangles



Name: \_\_\_\_\_

Class: \_\_\_\_\_

Date: \_\_\_\_\_



CLIC 10 SET 5

1 742



2  $9000 + 9000 =$

3 Double 58 is

Half of 900 is

4  $31 + \square = 100$

5  $37 \times 10 =$   
 $680 \div 10 =$

6  $66 + 78 =$

7  $100 - 54 =$

8  $43 \div 5 =$

9  $\begin{array}{r} 83 \\ + 29 \\ \hline \end{array}$

10  $\begin{array}{r} 91 \\ - 65 \\ \hline \end{array}$

## Rectangles



Name: \_\_\_\_\_

Class: \_\_\_\_\_

Date: \_\_\_\_\_



CLIC 6

SET: 5

1 Count backwards

286, 285,

, 283

2 Complete the sequence

, 4,  ,

8, 10, 12, 14

3

62

4

Place in order

12 18 15 16

5

Complete the sequence

10, 12, 14,  , 18

6

Complete the sequence

200, 210,

, 230, 240

7

Circle the odd numbers

20 23 32 41

8

Write the fact family for:

7 - 3 = 4

9

15 + 8 =

10

15 - 8 =



Once you have completed and submitted your beat that answers, please can you complete more of the mixed tables challenge on Sumdog. Once you have completed both tasks I will award you 100coins to your Sumdog account.

## Health and Wellbeing

### Motivation

I would like you all to think of 3 stars and a wish. The picture below shows an example of what I am looking for.




When you are thinking about your 3 stars I would like you to think about how you became good at these things.

Wednesday 10<sup>th</sup> February

Literacy - Grammar

Contractions

Watch the video on what a contraction is and how we use contractions when writing.



Use what you have learned from the video to complete the grammar sheet below. We will discuss this in our class meeting if you need to ask any questions.

## Contractions

We sometimes shorten pairs of words by joining them together and leaving out some of the letters. We use an apostrophe to show where the missing letter, or letters, used to be. These shortened words are called contractions.



Write out each contraction in full, as two words and with no letters missing.

- |                   |                  |
|-------------------|------------------|
| 1. couldn't _____ | 2. didn't _____  |
| 3. haven't _____  | 4. mustn't _____ |
| 5. don't _____    | 6. I'm _____     |

## I shall

## I'll

Write each pair of words as a contraction by joining them together and replacing some of the letters with an apostrophe.

I shall \_\_\_\_\_

we shall \_\_\_\_\_

you will \_\_\_\_\_

you will \_\_\_\_\_

he will \_\_\_\_\_

they will \_\_\_\_\_

she will \_\_\_\_\_

it will \_\_\_\_\_









We use contractions when we speak. They should not be used in writing, except when writing speech or a friendly note.

## Numeracy Money

LI: I can give change from £!

Read each question carefully. For question 5 you will need to use some of your problem solving skills you learned last term.

		<b>Step 12</b> <b>Amounts of Money</b> I can use all of my CLIC steps, so far, in the context of money (involving either pounds or pence)	<b>Notepad:</b>
<b>Mini Step: 3</b>			
<b>Mini Step Title:</b> Real life reasoning style money questions using children's secure CLIC skills (addition, subtraction, multiplication and division)			
<b>1</b> Oranges cost 32p each. How much change would you get from £1 after buying two oranges? 	<b>4</b> Basketballs cost £5 each. What is the change from £30 after buying five basketballs? 		
<b>2</b>  15p  20p Mully buys two pencils and two erasers. How much change would he get from one pound?	<b>5</b> Coffee is sold in two different sizes. A small coffee costs £3 and a large coffee costs £5.  Pom buys small and large coffees and spends exactly £21.  How many small and how many large coffees did he buy?		
<b>3</b> Sam has these coins in his piggy bank. How much more does he need to have exactly £1? 			

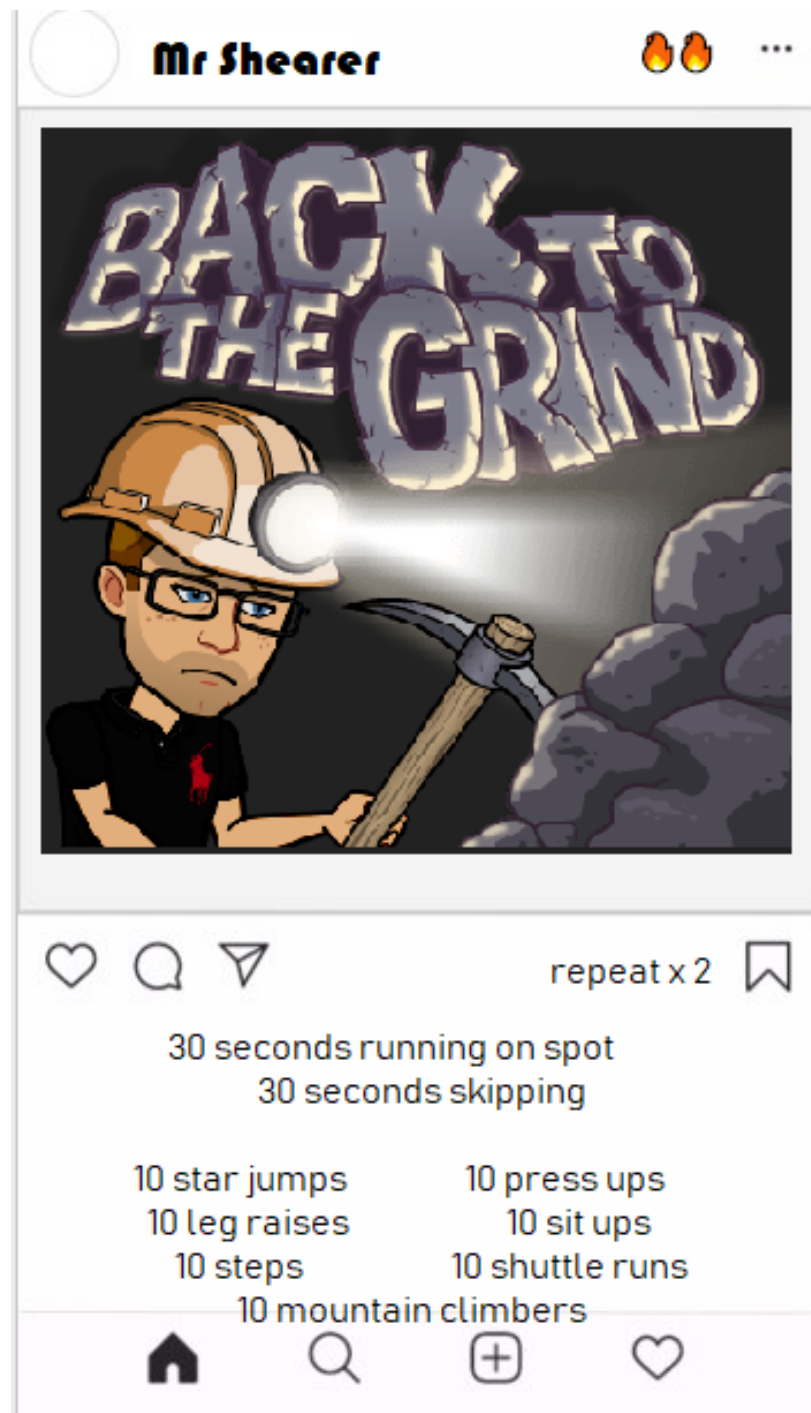
Once you have completed the questions above please play "Toy Shop" by Topmarks at the link below.

<https://www.topmarks.co.uk/money/toy-shop-money>



## Health and Wellbeing - PE

For our PE today I would like you to try our Instagram core/abs day work out. Below you will see the exercises I would like you to complete. Let me know how you managed the workout. I loved seeing Mia, Eve and Aaron working hard in the videos they have sent in.



Thursday 11<sup>th</sup> February

## Literacy

### Sumdog Spelling

I have set it up with your groups spelling words in preparation for your spelling test tomorrow.

This challenge is called "Spelling 11<sup>th</sup> February.

### Reading

Literacy Shed - Comprehension

Complete the retrieval questions first - These questions test your understanding of the passage. Then complete the VIPER questions.

# Three Little Pigs

A quiet buzz settled over the vast courtroom. The members of the jury were settled back into their seats after a long break, and the public galleries were a bustling hive of activity. On the stand, the accused was sworn in, and the prosecuting attorney took to her feet. She was wearing an expensive suit and wore a pained expression. She was also a fox. This wasn't too unusual; the accused was a pig, and the judge was a badger.

When the fox spoke, it was with a soft, friendly voice that didn't match her face. "To be clear, Mr Hamm, you have pleaded innocent to the murder of Mr Wulf?" The pig nodded but said nothing. "I am here today to prove to you that this pig is lying!" this was directed at the jurors. "First, can you describe your arrest?"

Mr Hamm coughed and said, "It was about six in the morning, I was just eating my breakfast. The officers barged into my house without so much as a by-your-leave and the next thing I know, I'm being dragged into the back of a cop car."

"Indeed. And why did they arrest you?"

"They said I killed Mr Wulf. I didn't though," Mr Hamm paused for a split second. "Well, I suppose I did kill him. But it was self-defence, I promise!"

At the pig's confession, the court erupted. Photographers snapped away, and journalists scribbled their notes. The judge banged his gavel and called for order. When everybody had been settled back down, he waved the fox to continue.

"So you admit to killing him? Maybe you had better tell us what led to such a violent attack," said the fox with a wry smile.

"He'd been trying to blow down my house. He'd stand there day and night, huffing and puffing. I feared for my life. He'd done it before as well. My two brothers both had their houses blown down by him. They had to come and live with me! Luckily, my house is made of bricks."


"You say that your brothers had their houses blown down, did you see it for yourself?"

"No," the pig said nervously. "They told me."

"Well, our doctors tell us that Mr Wulf suffered from chronic asthma. There's no way he could blow out a candle, let alone a house."

The pig tried to speak, but no words came out. The lawyer continued, "In fact, your brothers have both recently claimed substantial insurance pay-outs for their destroyed houses. We believe that Mr Wulf was simply suffering from an asthma attack and stumbled down your chimney, at which point you boiled him alive. What do you have to say for yourself?" the fox finished with a flourish.

Humbled, Mr Hamm looked at his trotters. A quiet hum rose again in the crowd as the judge ordered the jury out to make their decision. When they finally returned, a couple of hours later,



the foreman (a squirrel) stood and proceeded to speak. "Your honour, the members of the jury find Mr Hamm..."

## VOCABULARY

1. What does the word "vast" mean in the first sentence?
2. Find three synonyms for "bustling".
3. Explain what a "wry smile" is.
4. Write the word "suffering" in the past tense.

## VIPERS QUESTIONS

- |          |  |
|----------|--|
| <b>P</b> | How do you think the jury found Mr Hamm? Explain.                      |
| <b>I</b> | When Mr Hamm confessed, how did the people of the court feel? Explain. |
| <b>R</b> | What condition did the wolf suffer from?                               |
| <b>E</b> | Explain what actually happened to the wolf on the night of the murder. |

## Numeracy

You have all been doing fantastic with the ultimate challenge over the last few weeks. It is now time to make it a little harder. I would now like you to time yourself completing the task. When you submit your work please include the time it took you to complete. Once we have your first timed score you will have to try and beat that each week.



### Ultimate Challenge

Name:

Class:

Date:

$7 \times 7 =$	$6 + 8 =$	$5 + 5 =$	$4 \times 4 =$	$2 \times 5 =$	$2 + 4 =$	$7 + 8 =$	$7 + 9 =$
$7 \times 4 =$	$7 \times 9 =$	$3 \times 8 =$	$3 \times 3 =$	$2 \times 7 =$	$8 \times 9 =$	$9 + 9 =$	$6 \times 9 =$
$5 \times 9 =$	$2 + 8 =$	$5 \times 5 =$	$5 + 6 =$	$2 + 6 =$	$9 \times 9 =$	$2 + 2 =$	$2 \times 8 =$
$6 \times 6 =$	$8 \times 8 =$	$6 \times 2 =$	$8 \times 7 =$	$8 \times 5 =$	$2 + 5 =$	$9 + 4 =$	$2 \times 3 =$
$3 \times 9 =$	$3 + 8 =$	$2 \times 2 =$	$4 \times 8 =$	$3 \times 6 =$	$6 \times 8 =$	$6 + 7 =$	$4 + 7 =$
$4 + 5 =$	$4 + 8 =$	$4 + 4 =$	$3 + 5 =$	$4 \times 6 =$	$5 + 8 =$	$2 + 9 =$	$3 + 9 =$
$3 + 3 =$	$3 + 2 =$	$5 \times 7 =$	$8 + 8 =$	$8 + 9 =$	$3 + 7 =$	$2 \times 9 =$	$6 + 6 =$
$3 + 6 =$	$2 + 7 =$	$2 \times 4 =$	$3 \times 5 =$	$3 \times 7 =$	$7 + 5 =$	$7 + 7 =$	$9 + 6 =$
$4 + 6 =$	$6 \times 7 =$	$4 \times 5 =$	$3 + 4 =$	$3 \times 4 =$	$5 + 9 =$	$4 \times 9 =$	$5 \times 6 =$

## Health and Wellbeing

Your task is to write a compliments text message to someone in your family or in our class. You can use the picture below and write it on the phone using seesaw or draw and write your own on paper.

