

Hythehill Primary School



'We're Going on a Bear Hunt'

Primary 1 Transition Activity


Dear Parent/ Carer,

Welcome to Hythehill Primary School. To support the transition process to 'Big School' in August, we are encouraging all our new Primary 1 children and families to take part in a series of activities all about the storybook 'We're Going on a Bear Hunt' by Michael Rosen.

We hope you will enjoy spending time with your family completing the planned activities over the summer months. Remember to upload your pictures to our school Twitter page.

Happy exploring and keep a look out for bears!

@hythehillps




Activity 1 – The Storybook

Use this link to watch the story 'We're Going on a Bear Hunt'.


<https://www.youtube.com/watch?v=Iou5LV9dRP0>

Activity 2 – The Window Search


Hidden around Lossiemouth in 9 different shop windows are parts of the storybook. In each window a secret item has been hidden. Keep a record of all the items you have seen.




pencil case




school bag




jacket




water bottle




jumper




snack



gym shoes



reading bag



Hythehill Ted

Activity 3 – My Bear



Find a bear in your house to take part in our bear hunt. Place your bear in a window. When you go out for a walk, count how many bears you can see.

How many bears did you see?

Monday	
Tuesday	
Wednesday	
Thursday	
Friday	
Saturday	
Sunday	



Activity 4 – ‘Yoga Bear’

Why not go on a ‘Yoga’ bear hunt at home with Cosmic Kids. Take part in the home P.E. activity and Tweet a picture of you in your ‘Bear Hunt Yoga Pose’ to

[@hythehillps](https://twitter.com/hythehillps)



Activity 5 – Wellies and Water



Get your wellies on and hunt for a muddy puddle. See if you can make the ‘**Squelch, squerch**’ noises from the story. If you can’t find a puddle, you could try making the same noises from jelly.

Activity 6 – Sounds

Try making the ‘splish, splash’ sounds from the story by dropping small stones into a bucket of water. A big stone will make a big splash!



Activity 7 – My Street


When you are out for your daily walk, look at the different house numbers on the doors. How many different numbers can you see?

Which number comes before?

Which number comes after?

Activity 8 – Shape spotter


Houses are made up from lots of different shapes. When you are playing outside, how many different shapes can you find? Here are some you may see.




square




rectangle



circle



oval



cylinder



cube



cuboid

Activity 9 – Sounds are all around!

In the story lots of sounds were being made. How many different sounds can you hear outside?



Activity 10 – Oh no!

Some bears like to sleep in dark caves. Have ago at making a healthy bear snack at home 'bears' might like to eat. You might have these for your 'play piece' when you start school.



Activity 11 – Art in Nature

There are lots of different colours which can be found from natural items.

Find and use different materials to make a rainbow.

Use different coloured leaves and materials from the garden to make a bear.



Activity 12 – The Final Photo

Read the riddle and work out where 'Hythehill Ted is Hiding'. Once you find him, take a selfie of you and Hythehill Ted and upload it to [@hythehillps](https://twitter.com/hythehillps) on Twitter.



Round and Round Lossie, like a Teddy Bear.
Am I here or am I there? I'm hiding somewhere.
I'm not in your garden, I'm not in your house.
I'm sitting on a window sill, looking straight out.



I'm hiding where all the boys and girls come, to learn, laugh and have lots of fun!

