

DINOSAUR WEEK



Are you ready to find out about dinosaurs?
Choose the activities you would like to do and
post your work on Seesaw.

DINO 1 What is a dinosaur?

Watch the powerpoint to find out about dinosaurs.

DINO2 Dino Fact Cards

Use the fact cards to find out about dinosaurs. Compare the facts and sort them eg order them in length order. Or make a table to record the facts. You will need a grown up to help you.

DINOSAR NAME	LENGTH	WEIGHT
Stegosaurus	9m	3000kg
Velociraptor	2m	15kg








DINO 3 Colouring in

Colour in the dinosaur pictures. Try to find out the name of the dinosaurs in the pictures and colour them the correct colours. If you want, add some more things to the picture. Finally you could cut around the dinosaurs and stick them onto a background you have drawn yourself.



DINO 4 Dinosaur Activities

Look at the grid and select some activities to try.

Numeracy	Out and About!	Literacy
<ul style="list-style-type: none"> Some T. rexes were 6 metres tall. Measure your family with a tape measure and write down their heights in order. Create some dinosaur word problems (e.g. If one dinosaur has 4 legs, how many legs do 3 dinosaurs have?) Draw a picture of a dinosaur, using only 2D shapes. Create a table with the headings Carnivore and Herbivore. Try to add as many dinosaurs under each heading as you can. 	<ul style="list-style-type: none"> Visit your local library and find some non-fiction books about dinosaurs. Research and find on a map countries where interesting fossils have been found. 	<ul style="list-style-type: none"> Imagine you have been on a fossil hunt. Write a diary entry about your adventure. Choose a dinosaur and create a fact file, book, or poster all about them. Write 10 adjectives (describing words) about your choice of dinosaur. Write a dinosaur-themed poem or story. 
<p>Working with Others</p> <ul style="list-style-type: none"> With a friend or family member, make up a Dinosaur Alphabet. Make a list naming at least one dinosaur for every letter in the alphabet. Find or write some dinosaur jokes and share them with friends or family members! 	<p>Homework Choice Grid Dinosaurs</p>	
<p>Let's Get Technical!</p> <ul style="list-style-type: none"> Make a 3D junk model dinosaur. Use a computer to draw a picture of a dinosaur. Use a computer to research facts about the Jurassic period. 	<p>Health and Wellbeing</p> <ul style="list-style-type: none"> Create a list of foods a herbivore dinosaur might eat if they were alive today. Create a list of foods a carnivore dinosaur might eat if they were alive today. Create a Dinosaur Menu. Be as creative as you can! 	<p>Research</p> <ul style="list-style-type: none"> Find out which dinosaur was the smallest/tallest/fastest/heaviest. Choose a dinosaur and write five fascinating facts. Can you create a timeline from the Triassic period up until dinosaurs became extinct? 

DINO 5 Harry Stories

Enjoy the Harry stories.


<https://www.loom.com/share/81748581d7d1487c9d3ecae9df938da5>

<https://www.loom.com/share/2dbc8a7ca1a84e27a231cd8c6b82148c>

DINO 6 Harry Stick Puppets

Make the puppets to tell a Harry and the Bucketful of Dinosaurs story.

Either make up your own story with the puppets or use the puppets while you are listening to a recording of the story. You could record your work to share with the class.




DINO 7 Dino crack the code addition

Are you ready for some dino maths?
Crack the codes to work out the sums.

DINO 8 Play Doh Mats

I hope you saved the play doh you made a couple of weeks ago!
Use the mats to inspire some play doh dinosaurs. Take photos and post them on Seesaw.



Are you ready to make an erupting volcano? Remember to record it as you make it erupt. *You will need a grown up to help with this activity.*

Volcano

Science Experiment



Method

1. Cut out and assemble the Volcano Cone.
2. Fill the cup half-full with water, add a couple of drops of food colouring and stir in the baking soda.
3. Add the washing-up liquid to the cup.
4. Place the Volcano Cone over the cup.
5. Quickly pour a tablespoon of vinegar into the cup, through the top of the Volcano Cone.
6. Watch the eruption happen. Keep adding vinegar to the cup, a tablespoon at a time, until the reaction has finished.

You will need:

- 2 tps washing-up liquid
- Vinegar
- 3 tps baking soda
- Water
- Plastic cup
- Red food colouring
- Volcano Cone



DINO 10 Andy's Wild Dinosaur Adventures

Watch Andy as he meets some dinosaurs.

<https://www.bbc.co.uk/iplayer/episode/b03wc5fl/andys-dinosaur-adventures-1-trex-and-pumice>

<https://www.bbc.co.uk/iplayer/episode/b03wc5kx/andys-dinosaur-adventures-2-diplodocus-and-fern>



DINO 11 Dinosaur week

LET'S GO LIVE with Maddie and Greg

Maddie and Greg explore dinosaurs, each episode is 30 minutes long and there are plenty to choose from. Let us know which episodes are the best and tell us some interesting things you learned.



DINO WEEK		
15	How Is A Dinosaur Fossil Made?	https://www.youtube.com/watch?v=-qe89q8YYF0
16	Design A Dino	https://www.youtube.com/watch?v=rU4JI0KpaXU
17	Dino Dinner Plate	https://www.youtube.com/watch?v=hWvfli_h0IM
18	What happened to the dinosaurs?	https://www.youtube.com/watch?v=6UacTA9oyGA
44	DINO RESERVE! Door-Coaster & Dino Safari Tour	https://www.youtube.com/watch?v=yuJQilo2bnU