



Touch




A PowerPoint and task setter about our sense of touch.



We have 5 senses. Today we are going to focus on touch.

Learning objective :

- I can name the 5 senses.
- I can name parts of the hand.
- I can discuss what we can do with this sense.



knuckles

fingers

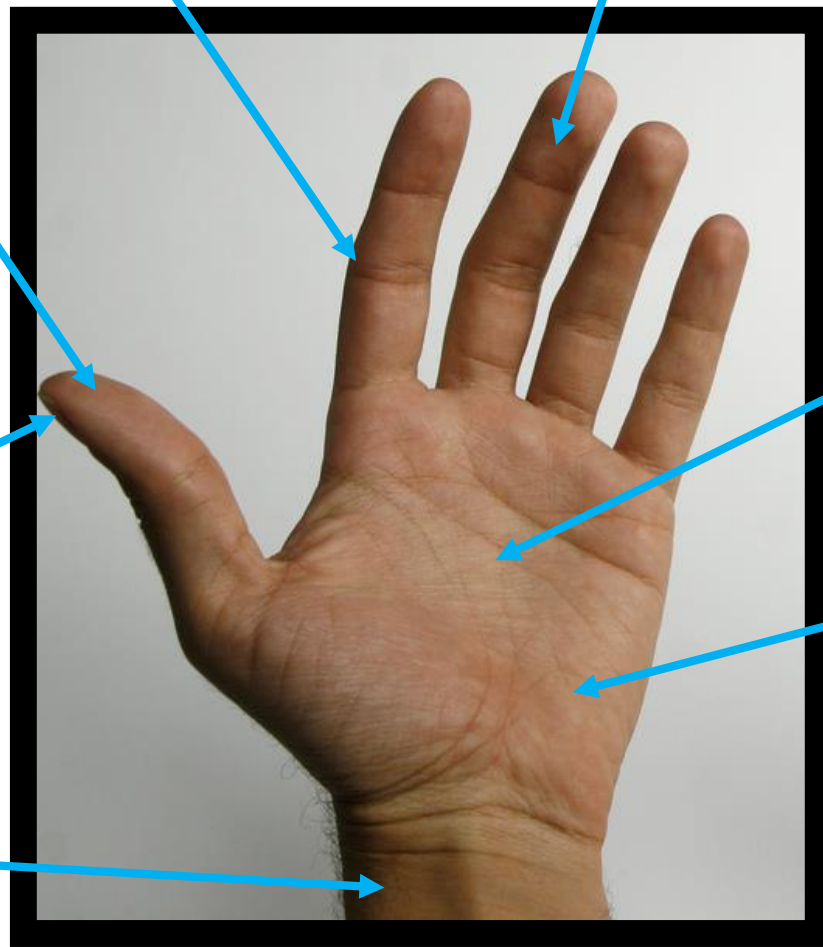
thumb

palm

nails

skin

wrist



A decorative border of yellow hands is arranged around the perimeter of the page. The hands are positioned at the top, bottom, left, and right edges, with some pairs of hands appearing together and others individually.

What is touch?

What happens when we touch something?

What feelings do we get when we touch something?

Is it only our hands that we touch with?

Play the Box Game!

Reach into the box and try to identify objects.

See how many items you can identify with the sock on your hand.

See if you are more successful if you reach directly into the box with bare hands.



Photo courtesy of BrighterDayGang (@flickr.com) - granted under creative commons licence - attribution

The Box Game

What this experiment shows -

That it may be tough to identify objects based only on your sense of touch. Touch combined with sight, hearing, and smell is much more effective. It's even tougher to identify objects if you don't have your full sense of touch, like if you have a sock or glove on your hand.

Play the Paperclip Game!

You need : One paper clip

- Unbend your paperclip and straighten it out.
- Form it into a skinny letter "U."
- Ask your friend to close his or her eyes.
- Gently press the two points of the "U" on different parts of your friend's skin.
- Ask your friend how many points he or she feels. Try the forehead, the cheek, the inside of the arm, the back, the calf of the leg. Where does your friend feel both? Where does he or she feel only one even though there are two?



Photo courtesy of TooFarNorth (@flickr.com) - granted under creative commons licence - attribution

The Paperclip Game

What this experiment shows -

That because different parts of your body have more — or fewer — touch receptors, sometimes you can't feel everything that's in contact with your skin. For instance, because your touch receptors are far apart on your leg, someone could touch you in two spots, but you only feel it in one.

Task

Make a poster about touch.

Draw around your hand.

Glue and label a different texture on each finger using the different materials on the table.

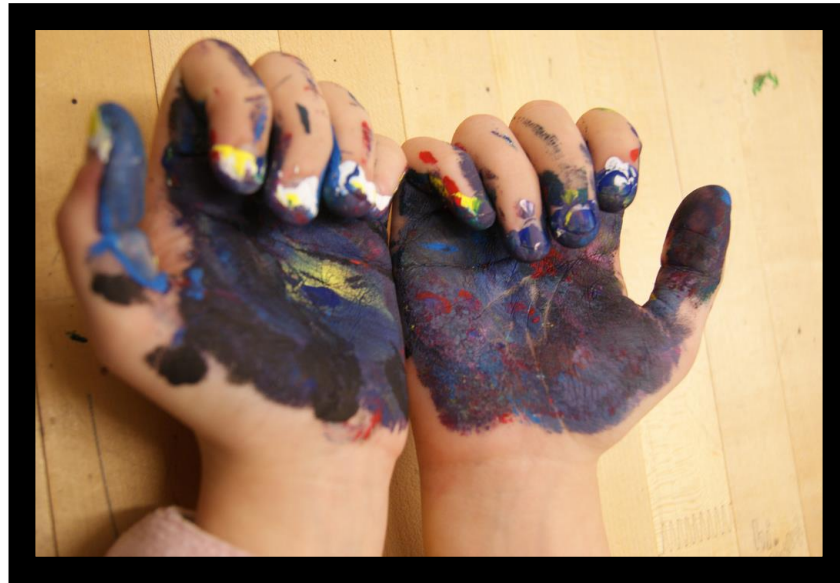


Photo courtesy of Jamie Buscemi (@flickr.com) - granted under creative commons licence - attribution

Plenary

Learn to sing this song where you have to touch hands together as the accompanying actions.

You need to face your partner and clap hands towards each other.

Lemonade (hand clap to partner 3 times on syllables)

Crunchy ice (hand clap to partner 3 times on syllables)

Sip it once (Up Down Clap quickly while chanting)

Sip it twice (Up Down Clap quickly while chanting)

Lemonade (hand clap to partner 3 times on syllables)

Crunchy Ice (hand clap to partner 3 times on syllables)

Made it once (then Up Down Clap)

Made it twice (then Up Down Clap)

Turn around (Turn around)

Touch the ground (Touch the ground)

Freeze!