

Pencil Hold

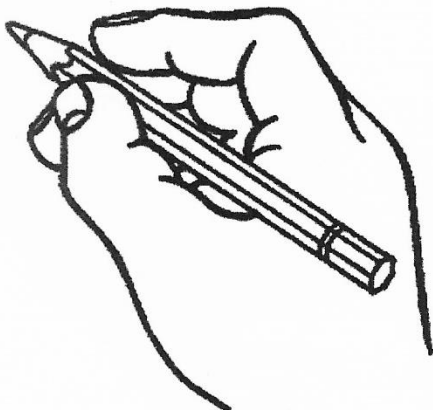
The children need to learn how to hold their pencil properly right from the start:



- 'Tripod' grip
- 'Froggy legs' movement
- Frog on a log

Pencil Hold

The children need to learn how to hold their pencil properly right from the start:



- 'Tripod' grip
- 'Froggy legs' movement
- Frog on a log

Letter formation

Start on the dot, follow letter through in the direction of arrow.

SET 1: Caterpillar letters



Start at the top,
halfway round



all the way round,
up and down



Start at the top,
all the way round



all the way round,
up, up and down



all the way round,
up, down with a
curly tail




all the way round,
up, down and kick



across the middle,
up and around



over the top, across
the middle and back



over and down,
then cross it

SET 2: Ladder letters



Start at the top,
down and curl



Start at the top,
down and curl,
dot on the top



Start at the top,
down and curl
and cross it



down and around,
up and down


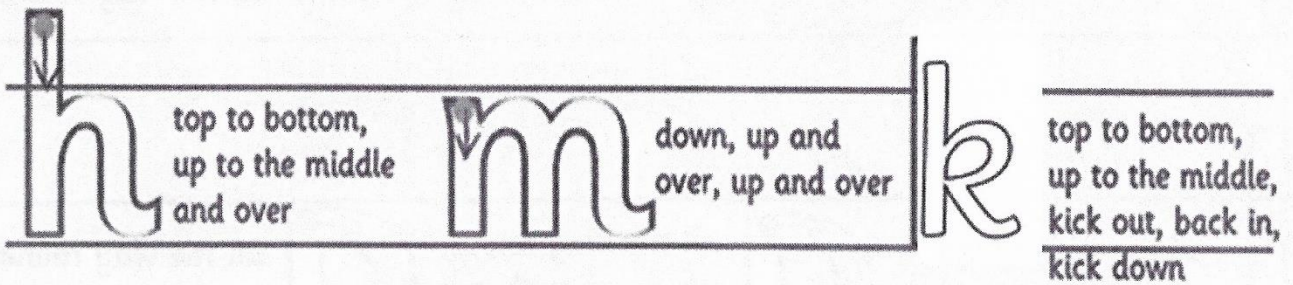
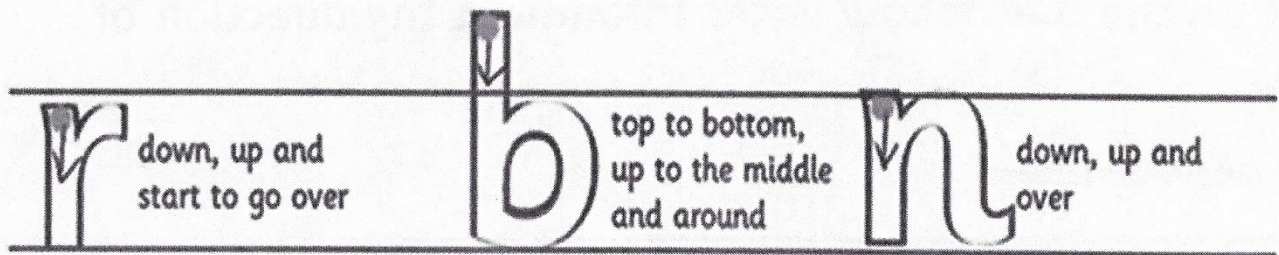


down and curl under,
dot on the top





down and around,
up and down with
a curly tail

SET 3: Robot letters



SET 4: Zig-zag monster letters



The Straight Team Down	The Over Team Over diagonally down and across	The Over Team Over reverse over	The Straight Team Diagonally down across lift and down	The Straight and Over Team Down over lift and across	The Down and Round Team Down and round	The Straight Team Across and diagonally down	The Round Team Round down round and back up	The Round Team Round up and down	The Straight Team Down
1	2	3	4	5	6	7	8	9	10

The Straight Team Down	The Over Team Over diagonally down and across	The Over Team Over reverse over	The Straight Team Diagonally down across lift and down	The Straight and Over Team Down over lift and across	The Down and Round Team Down and round	The Straight Team Across and diagonally down	The Round Team Round down round and back up	The Round Team Round up and down	The Straight Team Down
1	2	3	4	5	6	7	8	9	10