


Taste



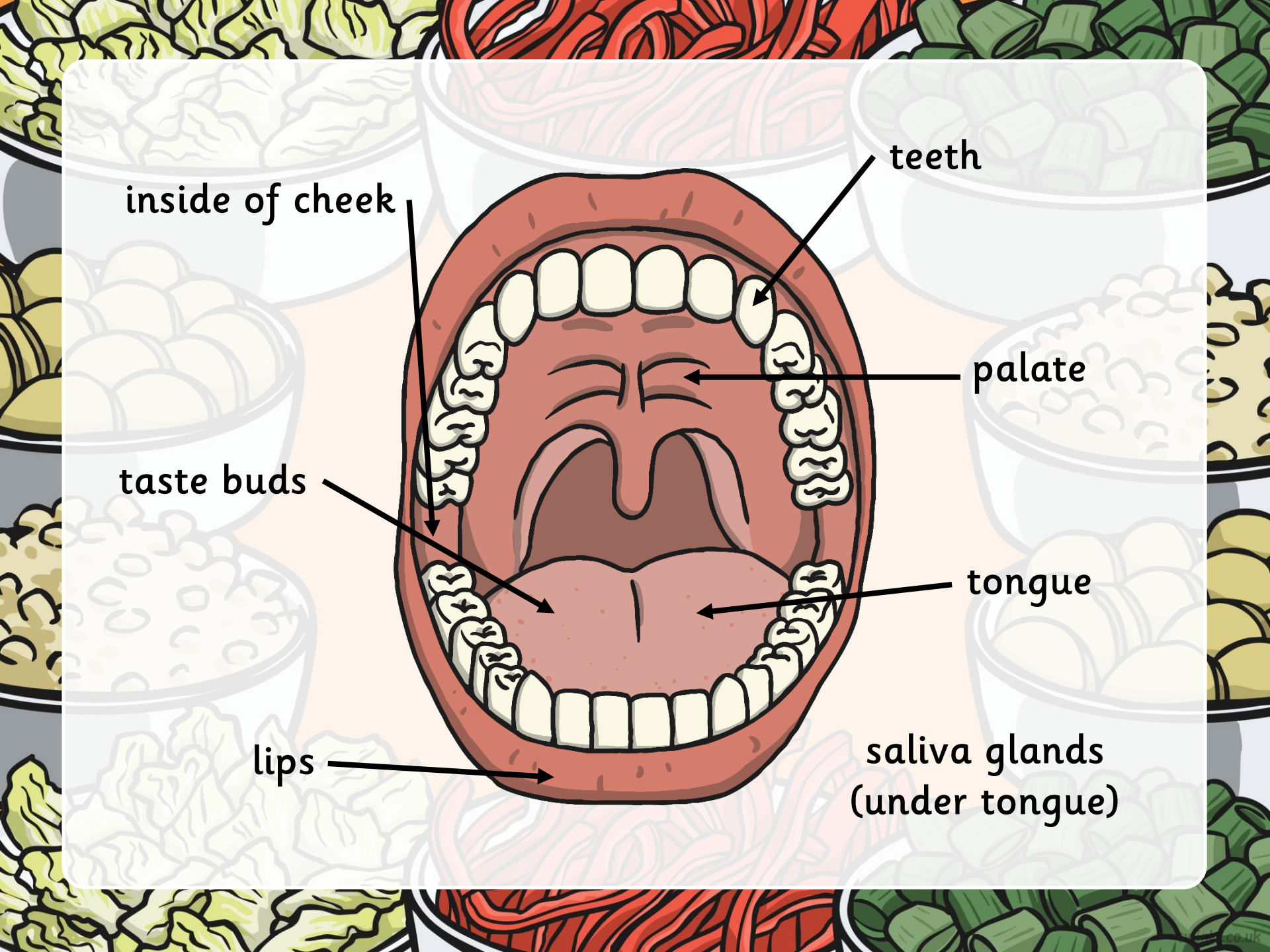
Learning objective:

- I can explain how we taste things.
- I can describe some different tastes.
- I can explore my taste buds.



Senses





teeth

inside of cheek

palate

taste buds

tongue

lips

saliva glands
(under tongue)

What questions can you think of to do with the tongue and tasting?

How does the tongue recognise different tastes?

Which part of the tongue is used?

What are taste buds?

Is it the taste or the smell of food that we really like?



What part of our body do we taste with?

The tongue is not the only part of what we need , we need our noses to help too.

There are 4 basic tastes:

- sweet
- salty
- bitter
- sour



Tasting Task

At your tables:

- Investigate how good your tongue is at tasting the 4 basic tastes.
- Decide which taste it is – sweet, salty, sour or bitter.




Tasting Task

Which was your favourite flavour?

Which was your least favourite flavour?

Which flavours do you think would be nice to mix together?



This is the job of many chefs. They taste many different foods and try to mix new and different tastes together.

Taste happens when our tongue and our nose work together. You also need saliva. Flavour molecules dissolve in the saliva so we can taste it. Then our taste buds send these taste messages to the brain.

Jelly Bean Investigation:

- Take it in turns to eat a jellybean and guess which flavour it is.
- Try to think of a better scientific investigation.
- What could you do?



What have we learnt today?

Take this tasty quiz!

What do we need to taste our food?

What are the 4 different tastes?

Name 3 different parts of your mouth.



twinkl

