
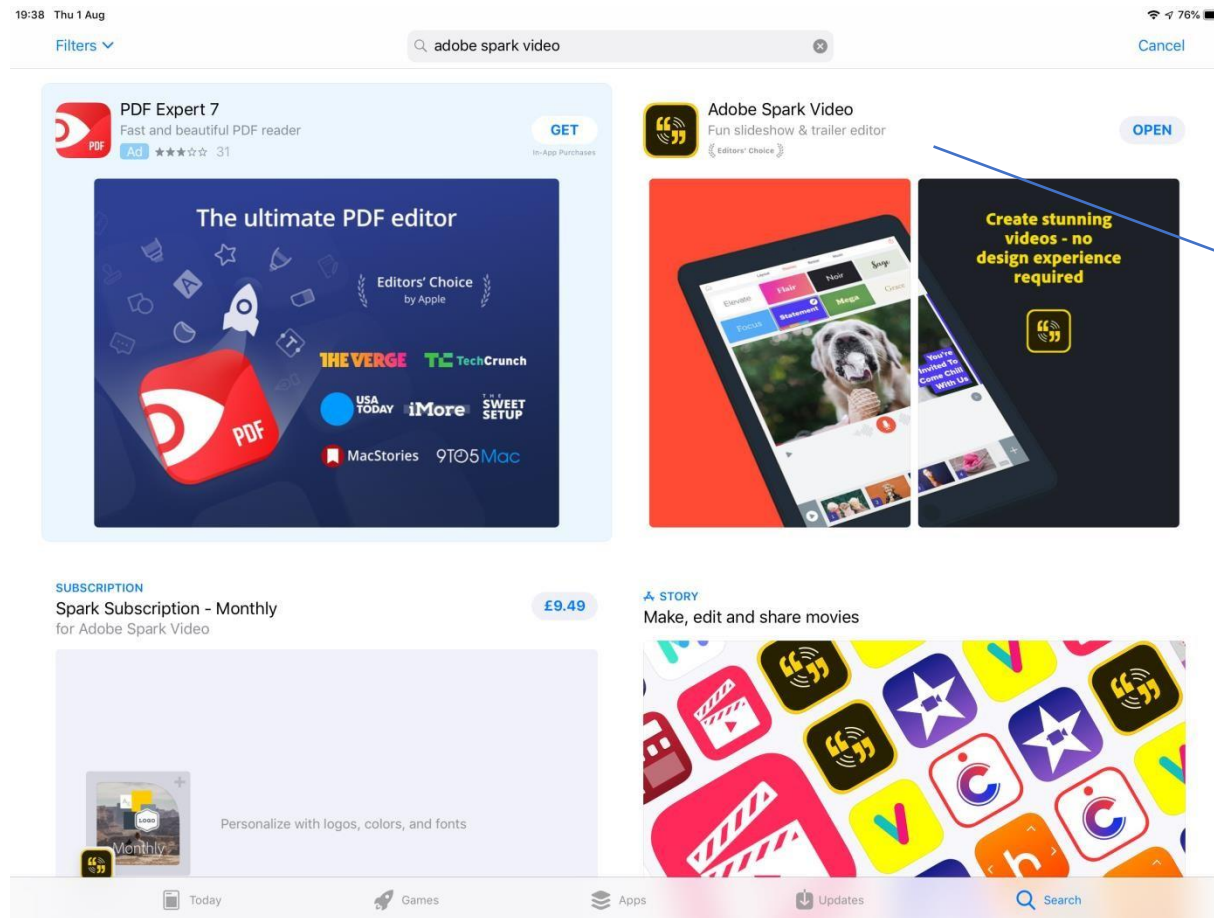


Introduction to Buddies

Make a video with an iPad or iPhone




To create videos using an iPad or iPhone

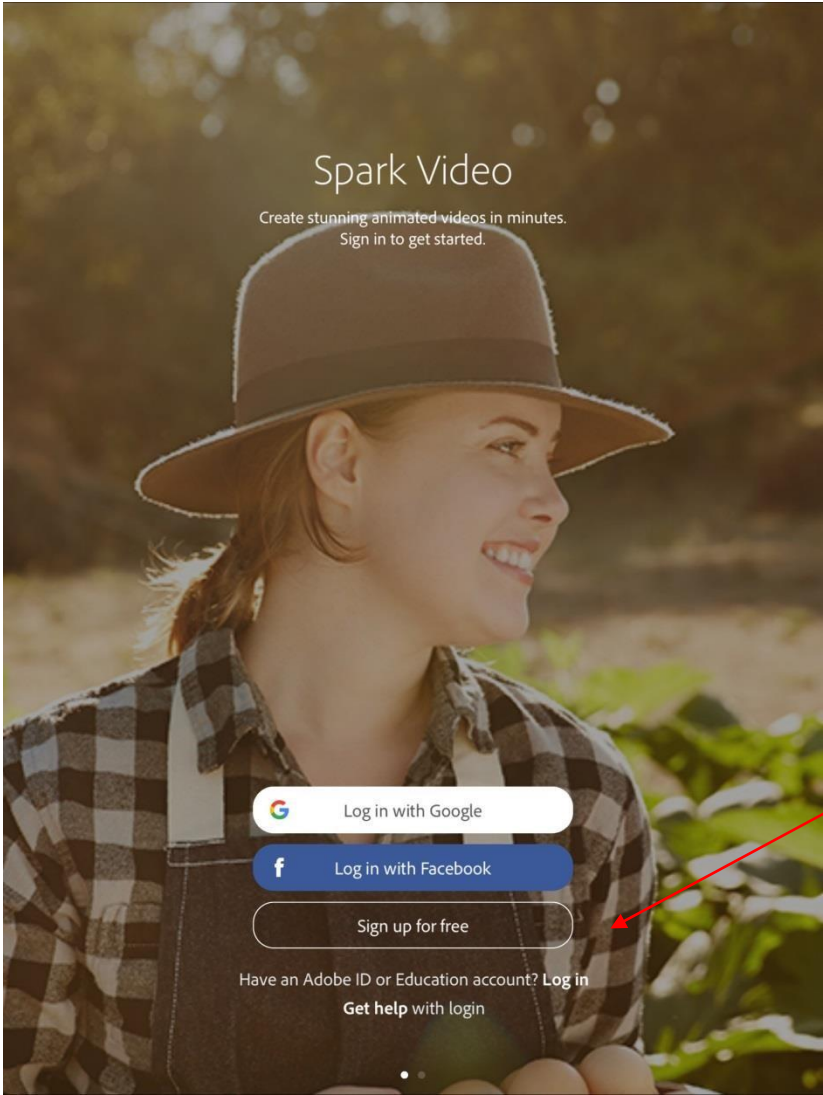


In iTunes select the app
It is free

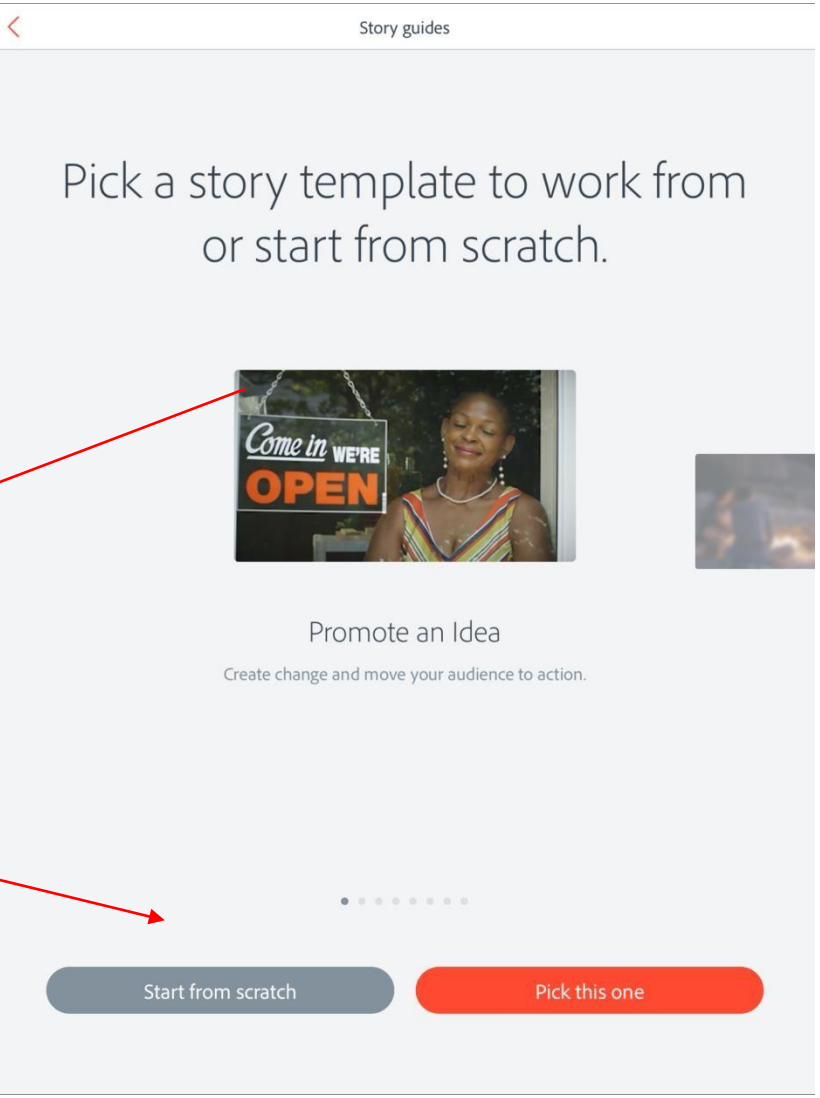


Open the app





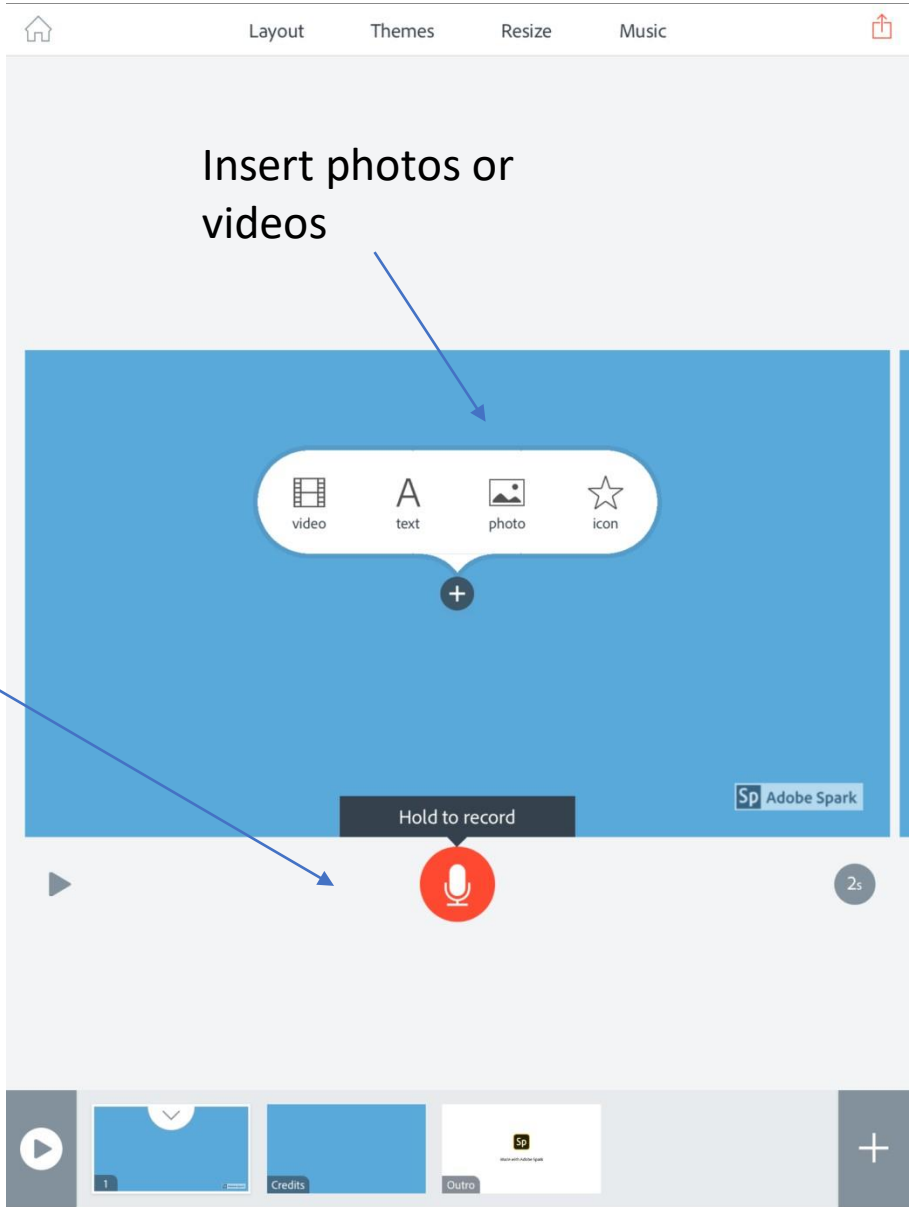
Sign up for free



Try a template

Or

Start from scratch



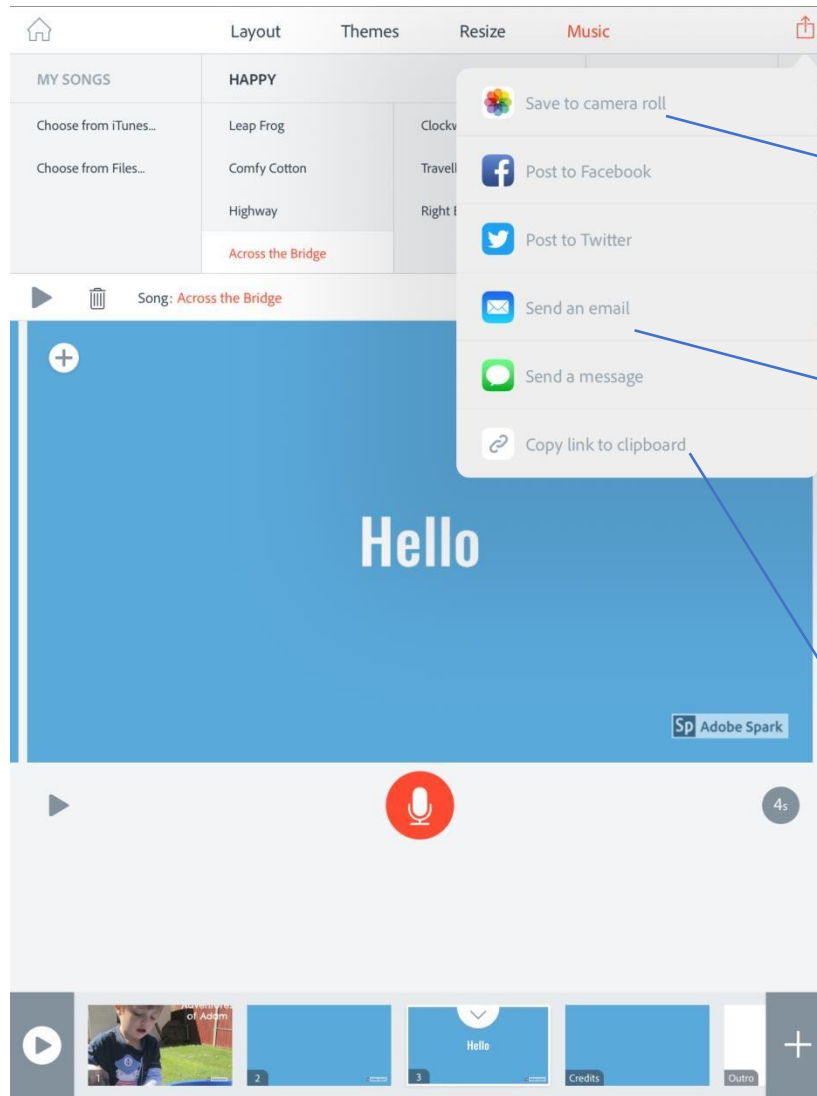
Insert photos or videos

Record your child speaking about the activity

Play your recording to see if you like it

Add more photos

There are a few ways to share your movie.



When your movie is finished download it


Save it and then send the copy

Send the link directly via email

Copy the link, paste it in a document and email it

Introduction to Buddies

Make a video with a computer



Search for adobe spark or spark video.

Adobe Spark | Creativity for everyone

Build branded graphics, videos, and web pages. No training needed. Start now! Mobile and web. Premium Tools & Effects. No experience required. Free Professional Themes. Share everywhere. Features: Beautiful Typography, Iconic Imagery, Professional Themes.

Make Animated Videos

With Spark Video, easily create animated videos in minutes. Try it!

Adobe Spark Features


Professional & easy to use.
Free images and templates.

Create Your Own Memes

Use Spark Post to create memes, birthday cards & more! Get started.

Creative Cloud & Students

Students save up to 65%
on Creative Cloud. Join now!



Adobe Spark


Adobe Spark is an integrated suite of media applications for mobile and web developed by Adobe Systems. It comprises three separate design

You may need to open a free account so
ask permission before you do




A screenshot of the Adobe Spark website homepage. The browser's address bar shows the URL 'spark.adobe.com/home/?gclid=Cj0KCQjw7qn1BRDqARIsAKMbHDYKcy8mCTOzv-KMNS3FdsUOsU2LucVs1KRtCNTKHWV3N_gOEj0gjePaAmQiEALw_wcB&sidid=8RV...'. The page features the Adobe Spark logo, navigation links for 'Features', 'Pricing', 'Blog', and 'Learn more', and a prominent blue 'Start now for free' button. The main content area includes the text 'Adobe Spark empowers everyone to be creative on web and mobile, for free.' and a 'Continue with 7 Days Free' button. A large image shows a smartphone displaying a 'HOW TO MAKE THE PERFECT CHURRO' post, with a larger version of the same post overlaid on the right. The background is a light gray gradient.

Create a new project



Choose video




The screenshot shows the Adobe Spark website interface. At the top, there is a browser tab with the Spark logo and the text "Make Images, Videos and Web S...". The address bar shows "spark.adobe.com/sp/". Below the browser, there is a navigation bar with the Spark logo, the text "Make an impression. Upgrade", and a search bar containing "Search over 20,000 Spark templates...". On the left side, there is a "Create a project" button with a plus sign. A dropdown menu is open below this button, listing various project types: "Flyer", "Instagram post", "Facebook cover", "Collage", "Web page", "Video" (which is highlighted with a blue background and a play button icon), "Branded graphic" (with a yellow shield icon), and "Custom size graphic". Below the menu is a "View all" link. On the right side, there is a large blue banner with the text "We're here to help." and a sub-headline "We're covering the cost of two months of an Individual Adobe Spark subscription. We believe in your business, side hustles, and projects, and we're in this together!". Below the banner is a "Tell a friend" button. At the bottom of the banner, there are three horizontal bars and the text "Here's a few things you can create".

Sp Make Images, Videos and Web S x +


spark.adobe.com/sp/design/video/new/structures

Apps Gmail YouTube Maps (3) How to make a...


Pick a story template, or start from scratch.




Personal Growth
Share an experience that changed how you view the world.



Teach a Lesson
Help your audience learn a new idea and build understanding.



An Invitation
Get your audience excited about an upcoming event.




Make Up My Own
Create the perfect story, presentation, or pitch from scratch.

it to
r to

Start from scratch

You can explore the story templates or start from scratch

Click start from scratch



Welcome, here are some quick tips to get started


Get started by adding video, photo or text.

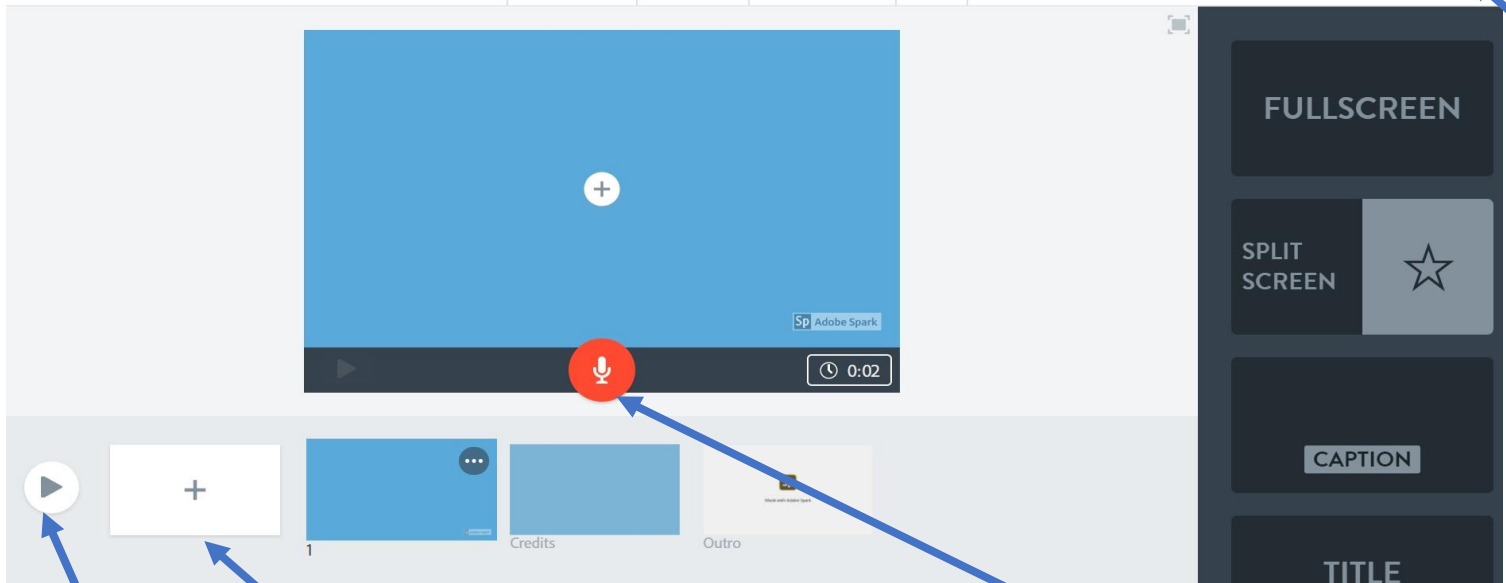


Don't show this tutorial again

OK, I'm ready!

Watch the instruction video then click when you are ready



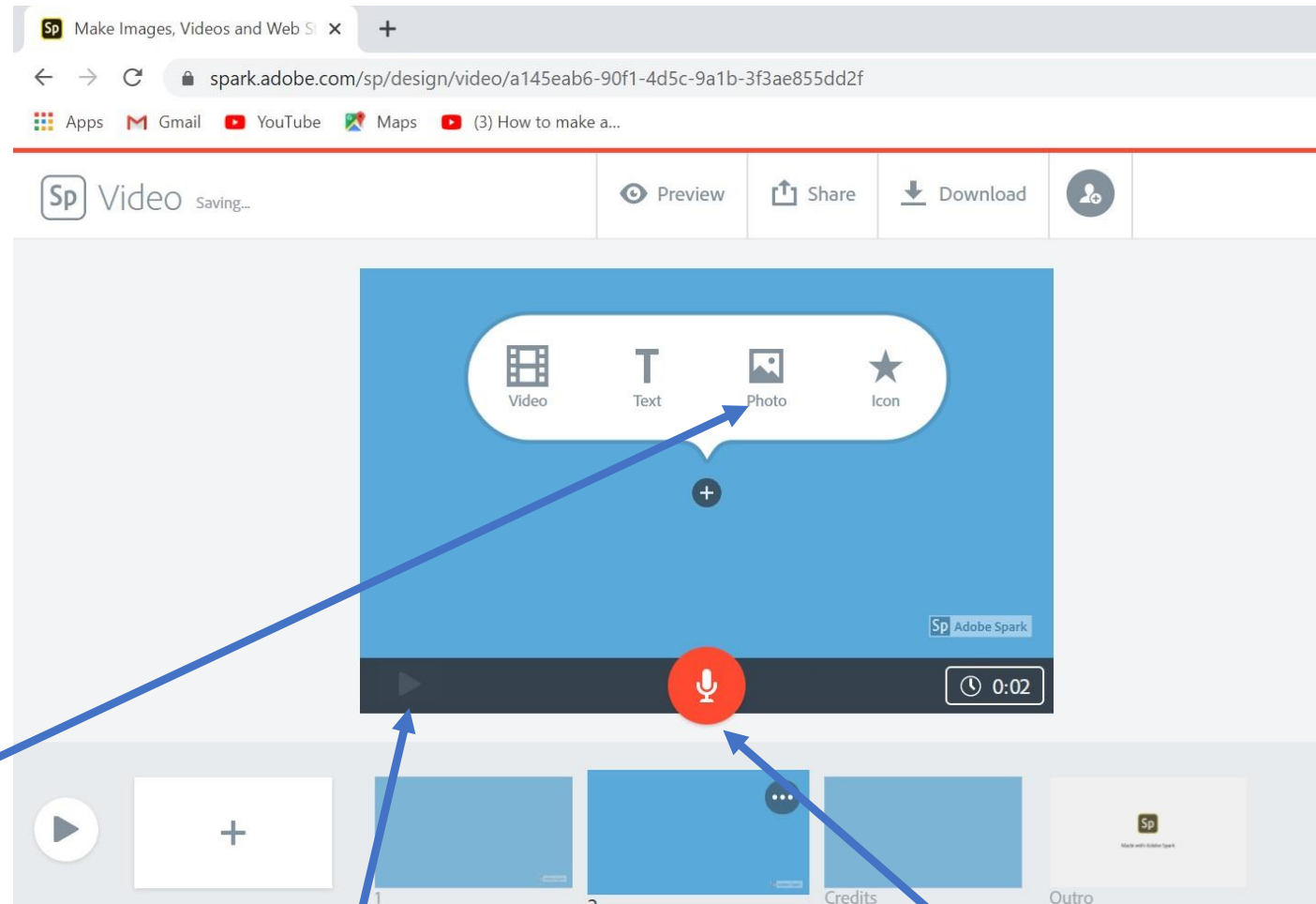


You can add music

Add more slides

Hold to record

Play your movie

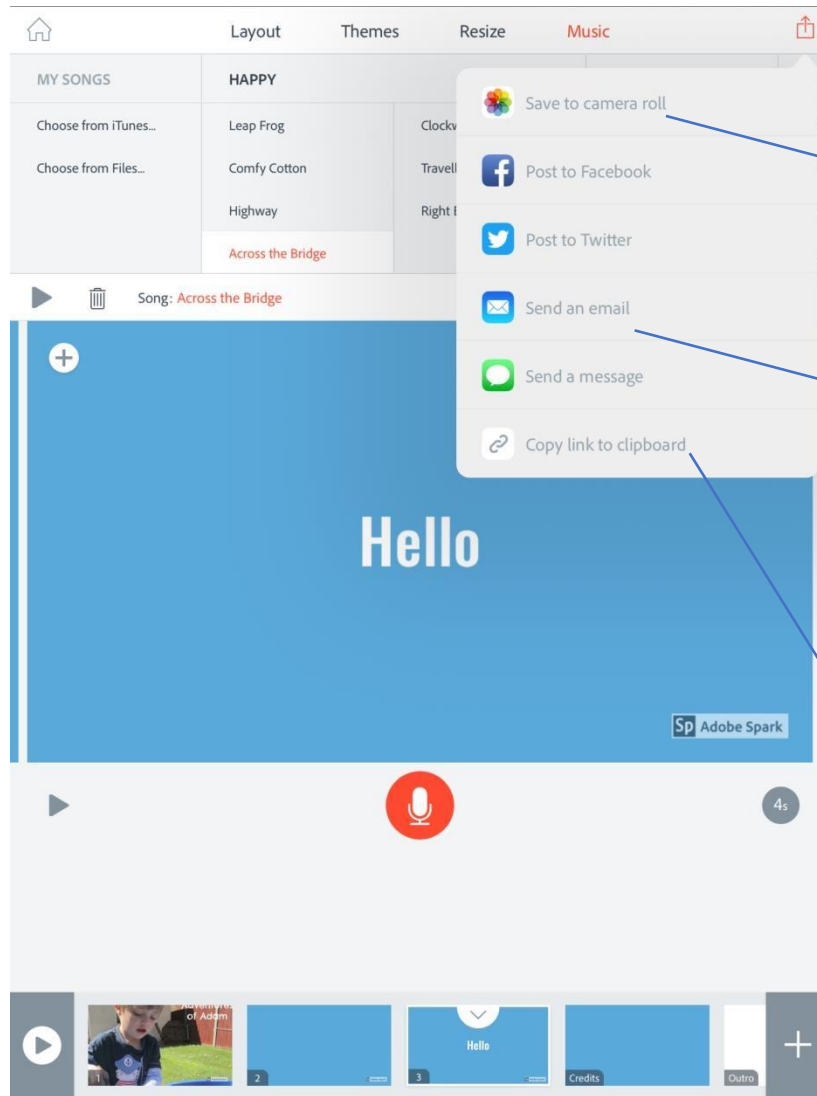


Add your photos

Listen to what you have recorded

Hold to record

There are a few ways to share your movie.



When your movie is finished download it

Save it and then send the copy

Send the link directly via email

Copy the link, paste it in a document and email it