

# CONTEXT



LI: We are learning about Spring.

SC: I can say which months fall in Spring.

I can describe what happens in Spring.

## ***Activities***

1. Watch the **powerpoint** about Spring.
2. Use the **Spring Hunt sheet (PDF)** to spot signs of Spring.
3. Paint/draw a **Spring window box**:

## **SPRING WINDOW BOX ACTIVITY**

1. Draw a window box (see the pictures below), cut it out and paint or colour it any colour you like.
2. Make a window using a sheet of paper and 2 strips of masking tape if you have it. If not, simply draw 2 lines for the window panes.
3. Make the flowers: cut out shapes and colour them brightly.
4. Assembly: stick your window box onto the bottom of the window pane. Then stick your flowers on.

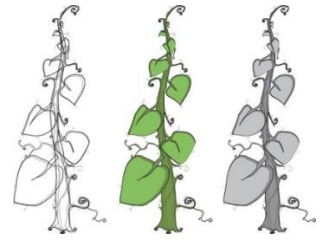




I look forward to seeing your photos!!

4. **Plant seeds** and watch how they grow - you can use the plant diary below.







## Plant Diary



Plant some seeds eg a bean - what will they need to grow?

- You can use this sheet to keep a diary of how your seeds grows.

Have fun!

|   |  |  |
|---|--|--|
| <p>Planting the seed</p> <p>Date: _____</p>  | <p>Week Beginning</p> <p>_____</p>  | <p>Week Beginning</p> <p>_____</p>  |
| <p>Week Beginning</p> <p>_____</p>           | <p>Week Beginning</p> <p>_____</p>  | <p>Week Beginning</p> <p>_____</p>  |

### *Other Activities - optional*

1. **Flower Shop** - Make a flower shop using the resources attached or make your own resources (PDF).
2. **Spring Activity Cards** - Have fun using the cards (PDF)!

Have fun and remember to share your photos on Seesaw or Twitter.

Mrs Heald.X

