



Mortlach Primary School Week 7 Self-isolation Grid for Primary 2

Primary 2: Learning activities

(Remember: Primary 2 in Scotland is equivalent to Year 1 in England.)

Parents will need to register for a free account on Studyladder if they wish to use these resources. Click the link here to [find](#) the registration page.

Literacy	Numeracy	Health and Wellbeing
<p>Reading Read your own book or go to the Oxford Owl website where you can read an ebook and find activities. Share a book with someone at home and then work on remembering questions. Eg. Remembering Can you recall a fact from the story? What is the setting in the story? - How do you know? Name the main characters in the story? What are they like? What was the first thing that happened in the story? Can you list three main events in the story? Who solved the problem in the story? - What did they do?</p> <p>Grammar Use the link below and try the activities in the grammar section eg. full stops and question marks and simple sentences. https://www.studyladder.co.uk/games/literacy/gb-year-one</p> <p>Writing Write a description of yourself, someone you know or a character from a book or film. You can use the writing template in the writing</p>	<p>Log into studyladder: year 1 and try the following: https://www.studyladder.co.uk/games/mathematics/gb-year-one</p> <p>Addition Try some of the addition activities including:</p> <ul style="list-style-type: none"> • Adding 1, 2, 3, 4, 5 • Adding by counting to 10, to 20 • Adding by counting (problem solving) <p>Subtraction Try some of the activities including:</p> <ul style="list-style-type: none"> • One less than (problem solving) • Subtracting 2, 10 • How many left - problem solving • Subtracting 2 (problem solving) • Subtracting from 10 (problem solving) <p>Multiplication Try - counting by 2 activity</p> <p>Division Try - Share between activity</p> <p>Numbers and Place Value Try:- Reading, writing and ordering numbers to 100 and Counting by 10.</p> <p>Data, Graphs and Statistics</p>	<p>Art Your fingerprint is completely unique, just like you! Can you create some fingerprint art?</p>  <p>Draw a picture to illustrate your story writing.</p> <p>STEM challenge Can you make your own moving hand? Follow the link below!</p>  <p>https://gosciencekids.com/articulated-hand-</p>

With kind permission from Edinburgh Learns@Home, The City of Edinburgh Council

Mortlach Primary School Week 7 Self-isolation Grid for Primary 2

section - Writing Descriptions: Describe Yourself at <https://www.studyladder.co.uk/games/literacy/gb-year-one> as a guide.

Write a letter to a friend or a family member about something you have done.

Choose a favourite character from a book or film and write about the next adventure.

Find a picture of a place and write about what happens there eg. beach, playpark or write as many adjectives you can to describe the picture.

Write about whatever you choose!

Remember to include; capital letters and full stops and think about the adjectives and verbs.

Spelling

Create a table to practise the following sounds.

[sh/ch/th/wh/qu/ng/ck](#)

sh	ch	th	wh	qu	ng	ck

How many words can you list?

Common words

Test yourself on common words, work your way through the first 25 or first 50, identifying any you are unsure of. Focus on learning to spell some of these words.

- Choose simple questions to gather data
- Interpret data presented using drawings and symbols

Maths - Measurement

Measure yourself and your family, who is the tallest and the shortest.

Extra challenge: Can you put your family in height order?



Maths - Data Handling



Ask your friends and family what their eye colour is. Can you make a simple tally chart?

Extra Challenge: What is the most common and what is the least common?

Also, you may wish to use the websites below for further activities.

Online Games

Play games at www.topmarks.co.uk

www.sumdog.com

<https://home.oxfordowl.co.uk/kids-activities/fun-maths-games-and-activities/>

Some others we recommend include:

[movable-fingers-joints-tendons/](#)

STEM - Make your own 3D constellations.

1. Watch the video about stars.

<https://www.bbc.co.uk/bitesize/clips/zdspyrd>

A constellation is a group of stars forming a recognisable pattern.

The constellations that we know are patterns of stars in the sky, often shaped like animals or characters from legends. These patterns are extremely useful for learning your way around the sky.

2. Make your own 3D constellations by connecting the stars. You can also use marshmallows and toothpicks to make edible constellations.

* Challenge* - Why not have a go at making your own constellation and giving it a name!

Can you create your own constellation story, describing how it came to be in the sky?

For inspiration, watch the video - How Coyote Made the Stars.

<https://www.youtube.com/watch?v=98vhIC8Eg1k>

3. Get really creative and pretend to be astronomers, discovering new constellations.

Music - Constellation Song

Listen to the Constellation song below.


<https://www.bbc.co.uk/cbeebies/watch/stargazing-constellation-song>

French

Have a go at learning body parts in French using this song.

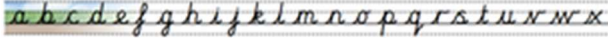
Mortlach Primary School

Week 7 Self-isolation Grid for Primary 2

<p>Spelling rules Practise the following spelling rules: Suffixing rules -</p> <ul style="list-style-type: none"> nouns adding s to form the plural verbs adding ing to show the present tense verbs adding ed to show the past tense Select words from a book or poem you are reading, see if you can change them by adding the suffixes. <p>Use some of the active spelling strategies you would use in class. Eg, writing out in different colours, pyramid writing, write sentences using as many of your spelling words as possible.</p> <p>Try out some of these online games to practice your spelling using phonics or tricky words:</p> <p>River rapids tricky word race https://www.ictgames.com/mobilePage/rapidRiver/index.html</p> <p>Forest Phonics sound spelling https://www.ictgames.com/mobilePage/forestPhonics/index.html</p> <p>Little bird Tricky word spelling https://www.ictgames.com/littleBirdSpelling/</p> <p>Phonics word search https://www.ictgames.com/mobilePage/phonicsFinder/index.html</p> <p>Coconut Vowel word making game https://www.arcademics.com/games/coconuts</p> <p>Puzzles, word finders and spot the difference https://www.bbc.co.uk/cbbc/puzzles</p> <p>Handwriting Here are some different ways to practice your</p>	<p>Money</p> <ul style="list-style-type: none"> https://www.doorwayonline.org.uk/activities/cashing-in/cashing-in.html https://www.topmarks.co.uk/money/toy-shop-money <p>Numbers</p> <ul style="list-style-type: none"> https://www.ictgames.com/rangeArranger/index.html https://www.topmarks.co.uk/maths-games/mental-maths-train <p>Number bonds</p> <ul style="list-style-type: none"> https://www.arcademics.com/games/alien https://www.arcademics.com/games/mission <p>Shape Puzzles</p> <ul style="list-style-type: none"> https://www.starfall.com/h/geometry/puzzles-easy/? <p>Time (scroll down to the games)</p> <ul style="list-style-type: none"> https://mathsframe.co.uk/en/resources/resource/116/telling-the-time https://mathsframe.co.uk/en/resources/resource/117/telling_the_time_in_words# 	<p>https://www.youtube.com/watch?v=bChrAwLzoSo</p>  <p>Memory Try the apps below to develop your memory skills.</p> <ul style="list-style-type: none"> Memorama Musical memory <p>Story telling</p> <ul style="list-style-type: none"> Make a puppet of a character from your favourite story.  <ul style="list-style-type: none"> Create your own story stones by drawing characters, props and parts of the setting on stones. Act out a story you like. Take on different characters. Think about what they act, look and sound like. Maybe even write a script. Use your toys to make your own movie by recording it on a tablet. Make up a silly story by taking turns to say a sentence. You should follow on from what the other person has said. E.g.
---	--	---

With kind permission from Edinburgh Learns@Home, The City of Edinburgh Council

Mortlach Primary School
Week 7 Self-isolation Grid for Primary 2

<p>handwriting:</p> <ul style="list-style-type: none">Choose words to practice and write them out 3 times using your neatest cursive writing. Then try putting them in a sentence  <p>Talking and Listening <i>Try out some of the ideas below to practice your listening and talking skills</i></p> <ul style="list-style-type: none">Play 20 questionsPlay a board gameWatch news round to learn about the news: https://www.bbc.co.uk/newsround/news/watch_newsroundPlace out some items. Remember them. Get someone to hide some of them. Can you tell what is missing?Chose an object or word etc. Describe it to a partner using one word or phrase. Can they guess it? Try adding more detail until they get it.		<p>Person 1: once upon a time there was a little black dog. Person 2: One cold day the little black dog was woken up with a crash...</p>
--	--	--

Year 1 Common Exception words

the	his	go	ask
a	has	so	friend
do	I	by	school
to	you	my	put
today	your	here	push
of	they	there	pull
said	be	where	full
says	he	love	house
are	me	come	our
were	she	some	
was	we	one	
is	no	once	

themumeducates.com