

STEM
activities for
KIDS

Wooden Plank

STEM Challenges




Thank you for downloading these wooden plank STEM challenge task cards! Please note, these are not endorsed by any makers of wooden planks.

There are 4 structure cards and 4 cards that can be used with ping pong balls. Metric structure cards are included (see page 5). A blank page is also included if you would like to write in your own challenges.

Directions: Print on card stock. Laminate if desired. Punch a hole in the corner and put on a keyring to keep with your wooden planks. Keep at a STEM station!

Use *exactly* 10 planks to make a structure that is taller than 12 inches.

How tall is it?



©STEM ACTIVITIES FOR KIDS

Use *ONLY* wooden planks to span a gap of 10 inches.

How many planks did you use?



©STEM ACTIVITIES FOR KIDS

Design and create a structure that is at least twice as tall as it is wide.

How tall is it?
How wide is it?



©STEM ACTIVITIES FOR KIDS

Use only wooden planks to create a staircase with at least 12 steps.

How tall is it?
How many steps does it have?



©STEM ACTIVITIES FOR KIDS

Use wooden planks to make a straight ball track at least as long as you are tall.

How long is the track you made?



©STEM ACTIVITIES FOR KIDS

Use wooden planks to make a ball track that makes the ball turn around and come back to you.

How far does the ball travel?



©STEM ACTIVITIES FOR KIDS

Use wooden planks to make a track that takes a ball at least 5 seconds to travel.

How long does it take the ball?



©STEM ACTIVITIES FOR KIDS


Use wooden planks to create a ball track that makes a lot of noise when the ball travels on it, such as by bouncing or crashing into something.



©STEM ACTIVITIES FOR KIDS

Use *exactly* 10 planks to make a structure that is taller than 30 cm.

How tall is it?



©STEM ACTIVITIES FOR KIDS

Use **ONLY** wooden planks to span a gap of 24 cm.

How many planks did you use?



©STEM ACTIVITIES FOR KIDS

Design and create a structure that is at least twice as tall as it is wide.

How tall is it?
How wide is it?







©STEM ACTIVITIES FOR KIDS

Use only wooden planks to create a staircase with at least 12 steps.

How tall is it?
How many steps does it have?



©STEM ACTIVITIES FOR KIDS



Terms of Use: ©2015 STEM Activities for Kids.
Download of this resource gives the buyer the right to reproduce the pages for ONE classroom only. Copying any part of this product and placing it on the internet in any form is strictly forbidden and is a violation of the Digital Millennium Copyright Act (DMCA). If you have found this resource posted online, please email us at stemactivitiesforkids@gmail.com.
Thank you for your cooperation!

Credits

Kimberly Geswein Fonts



Follow us online at



Social Media

