

Whinhill Primary School
Home Learning
Primary 1

Week beginning: Monday 15th June 2020

Hello Primary 1! Remember you don't have to do every activity, just do what you can manage. We are available on Teams every day to help and support you all in any way we can! Happy learning!

Mrs Dougan and Mrs Cooke xx



Literacy

Week Beginning:
Monday 15th June 2020

Sounds and Common Words

Please revise the following:

Sounds	ch ng Can you: <ul style="list-style-type: none">• Say the sound?• Write the sound? (playdough, chalk, in sand, paint it, rainbow writing)• Make words with the sounds?• Recognise and write the capital letters.						
Common words	<table><tr><td>with</td><td>us</td><td>so</td></tr><tr><td>much</td><td>of</td><td>or</td></tr></table> Can you: <ul style="list-style-type: none">• Read the words?• Write the words?• Spell the words?• Find the words in books, signs etc?• Write a short sentence with some of these words?	with	us	so	much	of	or
with	us	so					
much	of	or					

We have set **some spelling practise on Sumdog.**


Reading

You will have a new reading book on the 'Giglets' website.

As before can you discuss the pictures with your child. Talk about the characters and events. Ask your child to predict what might happen next. At the end of the story try to

This week our Literacy will be based around the story of:

The Three Billy Goats Gruff



Follow the link, to watch and listen to the story:

<https://youtu.be/xNJBzcgjIYw>

You can then choose activities from below to complete with your child.
*You will find templates to download and print in Files on Glow/Teams
(There is no need to print all the pages, just those that you will use).

- Story sequencing - cut out, colour and sequence the story. *
- Retell the story to an adult or your teddies in your own words.
Can you record your own retelling of the story?
- Imagine that you are a reporter interviewing the Troll and the Billy Goats Gruff. What questions would you ask them? *
- Act out the story with some family members. Try to use different voices for each of the characters.
What would each character say? *

Whinhill Primary School
Home Learning
Primary 1

Week beginning: Monday 15th June 2020

encourage your child to retell the story in their own words. They could maybe retell it to one of their teddies or a pet.

Please be aware that your child may not be able to read every single word. Encourage them to use their picture clues and sound knowledge to decode words.

Book name: **Little Pig**

- The author uses different words to describe the goats and the troll. Can you find any of the describing words? Can you think of some more?
- Choose your favourite character and write about them. *
- Make a wanted poster for the Troll. *
- Write about the story in short sentences. How many sentences can you write? There is a word mat to help you. *

*Encourage your child to check that they have a capital letter, finger spaces and a full stop at the end of each sentence. Ask them to sound out their words and spell their common words. **

Education City

<http://go.educationcity.com>

This week's focus will be working on our sounds above.
Please login, click on Classwork - **Phonics 7 folder** and complete the following activities. This will only be available for 1 week. Have fun!

Please remember to take lots of photos and send me them through
Glow/Teams!☺

Whinhill Primary School
Home Learning
Primary 1

Week beginning: Monday 15th June 2020

Numeracy		
Mental Agility	Number	Beyond Number
<p>Focus this week: Revision of addition and subtraction</p> <p>Go onto the website below to practise addition and subtraction. Encourage your child to work out the answers in their head. You can use this game many times over as you are able to set the questions asked.</p> <p>https://www.topmarks.co.uk/maths-games/daily10</p> 	<p>Focus this week: Sharing</p> <p>Working on sharing is the very first steps to introducing the idea of division. At this time we would not use the term, division or divide, but instead we use the word share, we would also try and ensure that we talk about equal shares.</p> <p>The videos below will give you an idea about what sharing looks like, you will then be inspired to see how it can be used in everyday situations, with lego bricks, cubes, counters, sweets etc.</p> <p>Videos showing you about sharing:</p>  <p>https://open.online.clickview.co.uk/libraries/categories/26204561/videos/6683530/division-sharing-and-grouping</p> <p>https://youtu.be/id0jdUCn_E4 https://youtu.be/fgoUVDoHx5M https://youtu.be/WeXTDYS3E-4</p> <p>Worksheets on file For more practise on sharing, you will find worksheets in the file section of Teams.</p>	<p>Focus this week: Volume (Capacity)</p> <p>We are learning to use the vocabulary to describe how much a container holds, such as full, half full, empty, nearly full, nearly empty etc.</p> <p>A video showing you about capacity: https://open.online.clickview.co.uk/libraries/videos/10749185/introducing-capacity</p>  <p>Files section - A fun water activity to do with an adult</p> <p>Fun Activities to do with Volume Activities on Education City Access folder Measure 3 for activities on measuring volume on Education City.</p> <p>Game https://www.splashlearn.com/math-skills/kindergarten-grade/measurements-gk/capacity</p>  <p>More fun activities are available on the files section.</p> 

Whinhill Primary School
Home Learning
Primary 1

Week beginning: Monday 15th June 2020

Whinhill Primary School
Home Learning
Primary 1

Week beginning: Monday 15th June 2020

Learning Across the Curriculum

Health & Wellbeing

Task 1: Have fun with this family fun cardio workout!

<https://www.youtube.com/watch?v=5if4cjO5nxo>



Other activities:

Yoga videos for children:

<https://cosmickids.com>

Kids Workout Video

https://www.youtube.com/watch?v=L_A_HjHZxfI



Healthy Kids

This song reminds us of making healthy lifestyle choices.

<https://open.online.clickview.co.uk/libraries/categories/26204697/videos/7735574/healthy-kids>

Social Studies

New topic: Inside and Out



you busy over the next 2 weeks. You
ch item, colour in the box. How many

How many of these things can you spot on your 30 Days Wild adventures?
Simply cross off each box as you spot them. To make it a competition, the first
to get a line wins, or go for a full house!

				BEERRIES ON

Whinhill Primary School
Home Learning
Primary 1

Week beginning: Monday 15th June 2020



More Activities for The Three Billy Goats Gruff

Task 1 Make masks - use paper plates or templates in files.

Task 2 Make your own story board to retell the story.

Task 3 Try building a bridge big enough for a toy car.

You could use paper, lego bricks or any other building materials you might have at home.



Remember to take lots of photos 😊

Have fun! 😊