

Whinhill Primary School
Home Learning
Primary 1

Week beginning: Monday 8th June 2020

Hello Primary 1! Remember you don't have to do every activity, just do what you can manage. We are available on Teams every day to help and support you all in any way we can! Happy learning!

Mrs Dougan and Mrs Cooke xx



Literacy

Week Beginning:
Monday 8th June 2020

Sounds and Common Words

Please revise the following:

Sounds	sh th Can you: <ul style="list-style-type: none">• Say the sound?• Write the sound? (playdough, chalk, in sand, paint it, rainbow writing)• Make words with the sounds?• Recognise and write the capital letters.
Common words	she, come, from this that then Can you: <ul style="list-style-type: none">• Read the words?• Write the words?• Spell the words?• Find the words in books, signs etc?• Write a short sentence with some of these words?

We have set **some spelling practise on Sumdog.**


Reading

You will have a new reading book on the 'Giglets' website.

As before can you discuss the pictures with your child. Talk about the characters and events. Ask your child to predict what might happen next. At the end of the story try to encourage your child to retell the

This week our Literacy will be based around the story of:

The Tiger Who Came to Tea



Follow the link, to watch and listen to the story:

<https://www.youtube.com/watch?v=SsXtqJp8Az8>

You can then choose activities from below to complete with your child.

*You will find templates to download and print in Files on Glow/Teams (There is no need to print all the pages, just those that you will use).

- Story sequencing - cut out, colour and sequence the story. *
- Retell the story to an adult or your teddies in your own words. Can you record your own retelling of the story?
- Imagine that you are Sophie telling your daddy about the tiger. How will you explain what happened?
- The author uses the words 'big', 'furry' and 'stripy' to describe the tiger. Can you think of any more describing words? Write them around the template of the tiger. *
- Sophie's supper was 'lovely'. Can you create a list of words that mean the same?
- Write about the story in short sentences. How many sentences can you write? *Encourage your child to check that they have a capital letter, finger spaces and a full stop at the end of each sentence. Ask them to sound out their words and spell their common words.* *

Whinhill Primary School
Home Learning
Primary 1

Week beginning: Monday 8th June 2020

story in their own words. They could maybe retell it to one of their teddies or a pet.

Please be aware that your child may not be able to read every single word. Encourage them to use their picture clues and sound knowledge to decode words.

Book name: **Learning About Little Red Riding Hood**

- Write a shopping list of the things you will need to buy for a tea party. *
- Make an invitation for a tea party. *
- Write a fact file about tigers. Where do they live in the wild? What do they eat? What other questions could you ask about tigers?
- Imagine if a different animal came to tea. How would they behave? Could you draw a picture and write a story about this?
- Have a tea party with your family and teddies.



Education City



<http://go.educationcity.com>

This week's focus will be working on our sounds above.
Please login, click on Classwork - **Phonics 6 folder** and complete the following activities. This will only be available for 1 week. Have fun!

Please remember to take lots of photos and send me them through
Glow/Teams!☺

Whinhill Primary School
Home Learning
Primary 1

Week beginning: Monday 8th June 2020

Numeracy		
Mental Agility	Number	Beyond Number
<p>Focus this week: Ask your child to tell you all about a number. E.g. 8 4+4 =8 2+6 =8 10-2 =8 Half of 8 is 4 2 more than 8 is... 1 less than 8 is... Make a tower of 8 Draw a picture of 8 things Can they show you 8 on a ten frame? Can they show you 8 on a number line and talk about it? What comes before? What comes after? What numbers does it come between?</p>	<p>Focus this week: Repeated addition</p> <p>Working on repeated addition is the very first steps to introducing the idea of multiplication. At this time we would not use the term, multiply or multiplication, but instead we use the words groups and repeated addition, we would also try and ensure that we talk about equal groups.</p> <p>The videos below will give you an idea about what grouping and repeated addition looks like, you will then be inspired to see how it can be used in everyday situations, with lego bricks, cubes, counters, sweets etc.</p> <p>Videos showing you about repeated addition: https://open.online.clickview.co.uk/libraries/videos/16207022/multiplication-as-repeated-addition</p>  <p>https://www.youtube.com/watch?v=A8trPHq1rx8</p> <p>Worksheets on file</p>	<p>Focus this week: Weight</p> <p>Fun Activities to do with Weight Activities on Education City Access folder Measure 2 for activities on measuring weight on Education City.</p> <p>More activities are available on the files section.</p> <p>Games https://pbskids.org/peg/games/happy-camel https://www.splashlearn.com/math-skills/kindergarten-grade/measurements-gk/weight https://www.starfall.com/h/geometry/weigh-this/</p> 

Whinhill Primary School
Home Learning
Primary 1

Week beginning: Monday 8th June 2020

	For more practise on repeated addition, you will find worksheets in the file section of Teams.	
--	--	--

Whinhill Primary School
Home Learning
Primary 1

Week beginning: Monday 8th June 2020

Learning Across the Curriculum

Health & Wellbeing

Task 1: Mindfulness Activities and fun songs and dances at 'Go-Noodle'. My favourite one is below. Have fun!
<https://family.gonoodle.com/activities/i-gotta-feeling>



Other activities:

Yoga videos for children:

<https://cosmickids.com>

Kids Workout Video

https://www.youtube.com/watch?v=L_A_HjHZxfI



Brushing up on Dental Hygiene

Just a little reminder of having a good toothbrushing routine and healthy habits to look after your teeth.

<https://open.online.clickview.co.uk/libraries/videos/5320747/brushing-up-on-dental-hygiene>

Social Studies

New topic: Inside and Out

For the next couple of weeks we are going to be learning about wild animals. This week our focus will be on animals that you find in the zoo.

Task 1 - Discuss with an adult what type of animals you would find in the zoo. Talk about where tigers come from and what they like to eat. Now have a look at the powerpoint about the zoo.

Task 2 - Play the game - Can you guess what animal is hiding behind the binoculars?*

Whinhill Primary School
Home Learning
Primary 1

Week beginning: Monday 8th June 2020

Task 3 - Go onto the Edinburgh Zoo's website and watch the animals live through their webcams. What can you see?

<https://www.edinburghzoo.org.uk/webcams/panda-cam/>

Science, Technology, Engineering and Maths (STEM)

Task 1 - Designing and Creating

- Make a tiger pattern using shaving foam. See the instructions in the files section. *
- Draw a tiger following the simple instructions. *
- Make a zoo animal mask.*



Task 2 - Why not have a virtual tiger visit your house?

Instructions

Simply Google "tiger" on a smartphone or tablet whereupon the option to "meet a life-sized tiger up close" will appear in the search results. Click on "view in 3D".



Remember to take lots of photos 😊

Have fun! 😊