


**Whinhill Primary School**  
**Home Learning**  
**Primary 6/5**

Week beginning 18.05.20

Literacy		
Reading #WhinhillReads	Writing	Listening and Talking/Spelling
<p><b>Focus this week:</b> <u>Questioning</u></p> <p><b>Task 1:</b> Log on to Giglets to see weekly book and accompanying task for each group - <a href="http://www.giglets.com">www.giglets.com</a> (personal log in information emailed via Glow).</p>  <p><b>Task 2:</b> Listen to the second chapter of Harry Potter and the Philosopher's Stone 'The Vanishing Glass' read by Noma Dumezweni. You can find it by following this link: <a href="https://www.wizardingworld.com/chapters/reading-the-vanishing-glass">https://www.wizardingworld.com/chapters/reading-the-vanishing-glass</a> I will tweet this link and will also post it on teams in our Literacy channel <b>#WhinhillReads</b></p> <p><b>Task 3:</b> Once you have listened to the second chapter of Harry Potter, follow this link to complete the chapter 2 challenge. There are lots of questions about the chapter! <a href="https://www.wizardingworld.com/features/harry-potter-philosophers-stone-chapter-challenge-two-the-vanishing-glass">https://www.wizardingworld.com/features/harry-potter-philosophers-stone-chapter-challenge-two-the-vanishing-glass</a> I will post this link on our teams 'Literacy' channel. You can win house points and there is a secret quest to complete!</p> <p>OR</p> <p><b>Free selection of audiobooks:</b>  <a href="https://www.audible.co.uk/cat/Child">https://www.audible.co.uk/cat/Child</a></p>	<p><b>Focus this week:</b> <u>Poetry</u></p>  <p>This week we are going to combine <b>art</b> and <b>literacy</b> to make some nature poems!</p> <p><b>Task:</b> Think about the fireworks poems that we created in November. <b>Remember</b> that we drew the pictures of fireworks, then we wrote our poems describing exactly what we could see happening in our pictures. I would like you to use that skill this week to <b>create a nature poem</b> using materials in your home. Firstly, decide what you would like your poem to be about. It could be about the butterflies in your garden, the trees that you see outside or the birds that you can hear from your window! Secondly, draw/paint/make (you could use recyclable materials or materials from outside such as flowers) the animal, flowers, plants etc that you have chosen. Once you have done this start to write your poem saying exactly <b>what you see</b> on your creation (<b>Remember it is a good idea to write your poem on a blank piece of paper first, in case you make any mistakes</b>). You could decorate the words, write them in chalk if you are doing your poem outside, print some from a newspaper or magazine or even print some if you can. I will post some</p>	<p><b>Focus this week:</b> <u>Talking skills/Common words</u></p> <p><b>Listening and Talking:</b>  <b>Task 1:</b> Take part in our Tuesday 'Show and Tell'. Pick something at home that you would like to talk about to the class. Video yourself showing us this and put it on twitter/teams. I loved seeing paper creations last week! 😊</p> <p><b>Task 2:</b> Create your own <b>magical spell!</b> To link with our Harry Potter novel, create your own spell and tell the class what it is on teams! Tell us how to cast the spell and what it will do.</p> <p><b>Spelling:</b>  <b>Task 1:</b> Look at the different ways to spell the word 'where: <b>where, wear, ware</b>. These are called homophones because they sound the same but have a different meaning. Create your own example of the question above. Put it into the 'literacy' channel on teams and we will see who can answer your question correctly!</p> <p><b>Task 2:</b> <i>Spelling Words Linked to Harry Potter novel</i>  P5: <b>wizard, witchcraft, cauldron, curse, magician, potion, broomstick, dragon, mermaid, Dumbledore, Hermione, Ravenclaw</b>  P6: <b>obliviate, conjures, magically, prophet, ministry, invisible, rebellion, Slytherin, crucio, dementors, prefect, philosophers</b></p> <p>Pick some of these words to try to</p>

**Whinhill Primary School**  
**Home Learning**  
**Primary 6/5**

Week beginning 18.05.20

[ren-Audiobooks](#)

Audiobooks, extracts, activities and lessons from authors:

<https://www.worldbookday.com/>

Author videos, reading and writing resources and activities:

<https://www.scottishbooktrust.com/topics/read-write-count>

WAGOLLS on twitter and teams.

**Remember:** Your poem doesn't need to rhyme. You could select a line and have it repeating through your poem to emphasise it.

**WAGOLL** (by Julie Anna Douglas):

The Butterfly Tree dances in the garden.

Fluttering leaves of Peacock and

Painted Lady,

Tortoiseshell and Speckled Wood,

Holly Blue and Meadow Brown sway

softly in the breeze then float off

together in a cloud.

This wonderful poem is accompanied by a drawing of colourful butterflies dancing around some vibrant flowers. I will post it on twitter and teams.

**Grammar task:** Similes

**WAGOLL:** All she could hear was the faint buzz, like a bee settling down on a flower, coming from the thing she held so protectively in front of her.

I have used a simile to describe the noise coming from the object.

Can you use a simile to add a description to these sentences?

The light glowed in her hands like\_\_\_\_\_.

The noise was rising from the ground like \_\_\_\_\_.

Suddenly, the orb exploded like \_\_\_\_\_.

**Challenge:** Create your own similes- You could even add one

learn to spell using the **SAY, COVER, WRITE and CHECK** approach. Choose an amount that suits you best and words that offer you challenge. Use a dictionary to help you find the meaning of any words that you are unsure of, or ask on teams!

**Task 3:** Complete Sumdog spelling/grammar challenge set by Miss Mutton.

**Phonics, spelling & grammar practice:**

<https://www.bbc.co.uk/bitesize/primary>


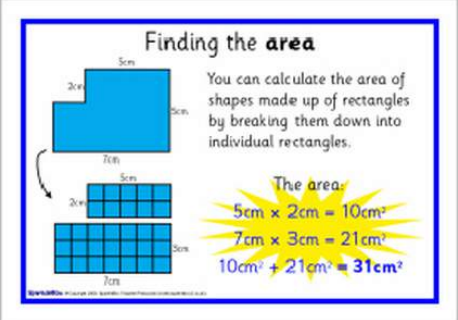
<https://www.literacyshed.com/home.html>

<https://www.educationcity.com/>

<https://new.phonicsplay.co.uk>

**Whinhill Primary School**  
**Home Learning**  
**Primary 6/5**

Week beginning 18.05.20

	to your poems!	
<b>Numeracy</b>		
<b>Mental Agility</b>	<b>Number</b>	<b>Beyond Number</b>
<p><b>Focus this week:</b> <u>Multiplication and Number Processes</u></p>  <p><b>Task 1:</b> Play Multiplication BINGO! Play with someone in your house... Get all of the players a piece of paper and make sure you all write down 20 numbers from 1- 100. Ask someone to be the bingo caller. The bingo caller should call out different times table questions eg <math>5 \times 5</math>... If you have the answer (25) on your paper then you can cross it off! See who can win!!</p> <p><b>Task 2:</b> Go on to Top Marks and play hit the button... Challenge yourself by mixing the tables together. Remember to practise the ones that you are finding tricky. P5- focus upon the 6, 7,8 and 9 times tables. P6- Continue to learn the 11, 12 and 13 times tables.</p> <p><b>Task 3:</b> Try our 'Daily Rigour' Calendar for Numeracy... There is a question for each day of the year for May! I will post the 1<sup>st</sup>, 2<sup>nd</sup> and 3<sup>rd</sup> level calendar for a spicy challenge on our Numeracy channel in teams ☺</p> <p><b>Task 4:</b> Go on to <b>Sumdog</b> to complete the weekly challenges set by Miss Mutton.</p>	<p><b>Focus this week:</b> <u>Rounding</u></p> <p><b>Remember:</b> 5 and above, give it a shove. 4 and below let it go!</p> <p><b>WAGOLL:</b> Rounding to the nearest 1000- 3465 becomes 3000. 4678 becomes 5000. Rounding to the nearest 10,000- 69,095 becomes 70,000 etc.</p> <p><b>Task 1 (P5):</b> Make number cards 0-9. Pick and make a 1/2/3/4/5/6/7 digit number. Round this number to the nearest 10, 100, 1000, 10,000 etc.</p> <p><b>Task 2 (P5 and P6):</b> Watch the rounding videos on our Numeracy channel as revision. Complete the rounding challenges put on teams.</p> <p><b>Task 3: Spicy Challenge (P6):</b> We will be using tenths, hundredths and thousandths- look on the Numeracy channel on teams for help.          To round to the nearest hundredth, we use the thousandths place to determine whether the hundredths place rounds up or stays the same. Here are some examples.          1.) 0.3493          - Underline the hundredths place 0.34<u>9</u>3          - Look to the right. 0.34<u>9</u>3          If it is 5 or above, we give it a shove.          If it is 4 or below, we let it go.          - Round up to <b>0.35</b></p> <p>2.) 15.921978</p>	<p><b>Focus this week:</b> <u>Area</u></p> <p>Remember the area is the amount of space that an object or shape takes up. I will post a video team reminding you how to find the area.</p>  <p><b>Task 1: Finding the Area</b>          Draw a variety of squares and rectangles using a ruler. Measure the length of the sides or decide your own length and unit or measure. Remember the formula for area is:  <math>A = L \times B</math>  <math>A = \dots \times \dots</math>  <math>A = \dots \text{ cm}^2 / \text{m}^2</math></p> <p><b>Challenge:</b> P6 challenge yourselves by finding the area of <b>triangles</b> and <b>circles</b>! Remember to find the area of a triangle you use- <math>A = \frac{1}{2} bh</math> and to calculate the area of a circle you use- <math>A = \pi r^2</math>... I will pop some revision and questions on to teams for you.</p> <p><b>Task 2:</b> Use the measurements from last week's perimeter task to find the area of different rooms in your house! They will have to be a square or rectangle ☺</p>

Whinhill Primary School  
Home Learning  
Primary 6/5

Week beginning 18.05.20

	<p>- Underline the hundredths place 15.9<u>2</u>1978</p> <p>- Look to the right. 15.9<u>2</u>1975</p> <p>If it is 5 or above, we give it a shove.</p> <p>If it is 4 or below, we let it go.</p> <p>- Round to <u>15.92</u></p> <p>3.) 4,812.39812</p> <p>- Underline the hundredths place 4,812.3<u>9</u>812</p> <p>- Look to the right. 4,812.3<u>9</u>812</p> <p>If it is 5 or above, we give it a shove.</p> <p>If it is 4 or below, we let it go.</p> <p>- Round to <u>4,812.40</u></p> <p><b>Spicy challenge- Try to create your own examples!</b></p>	
--	---	--

Learning Across the Curriculum

Health & Wellbeing

**\*\*Mental Health Awareness Week 2020- Kindness Challenge\*\***



This week is Mental Health Awareness Week! It is so important to look after our mental and physical health, especially at the moment. Remember our mental health is all about how we are feeling. I have a few challenges for this week, which I think you will enjoy...

**Task 1:** On Monday I will ask you on teams if you would like to take part in our 'kindness' challenge. I will put the names of the people who would like to take part into a hat! Once I have everyone that would like to take part I will pick the names out and email you all a name... Once you have received your email you have until Thursday night to send me a poster/poem/card/video etc about that person. You should include the persons name, a picture of them (if you would like) and **all of the things that you like about them!** On Fun Friday we will share all of the lovely compliments and make each others day!!!! 😊😊😊

**Task 2:** This week I would like you to spread some kindness! Do something kind for someone else and let me know about it on Twitter/Teams! I know you will all be FABULOUS at this challenge as we are SO kind in P6/5.

**Whinhill Primary School**  
**Home Learning**  
**Primary 6/5**

Week beginning 18.05.20

**Task 3:** Everyday this week I would like you to think about things that you are grateful for. If you have a box, tub or jar around the house, write these down and pop them into the jar! At the end of the week open them all and read out all of the things that you are grateful for. Please video this as I would LOVE to hear some of them!

**Task 4:** TAKE PART IN **FUN FRIDAY!!!** Wear your favourite outfit (you could dress up, wear your favourite top etc) and take part in fun activities throughout the day 😊

**Throughout the week I will post other fun activities to get involved in! Stay tuned on Teams and Twitter 😊**

**Expressive Arts**



As we have been listening to Harry Potter and the Philosopher's Stone this term, I would like you to pretend that you go to Hogwarts and are in charge of creating a new school house! Remember so far we have **Griffindor**, **Hufflepuff**, **Slytherin** and **Ravenclaw**...

**Task 1:** Decide the name of your house and design a badge for the new house. Look at the badges that they have for **Griffindor**, **Hufflepuff**, **Slytherin** and **Ravenclaw**. I will post these on teams in our 'other' channel.