

PRIMARY 5 HOME LEARNING

Week Beginning 20.04.20

Hello Primary 5!

I hope you are well and enjoyed your Easter break!

It's now Term 4 and we have lots of activities to keep busy and extend our learning! Tasks will now be given on a weekly basis, and I will be on teams to offer any support you require. Most of these tasks can be done with or without a computer, although I would love for you to share your work with me on teams, by email or on twitter!

Happy Learning!
Miss Dickson ☺

LITERACY

READING

Focus: Reading for enjoyment

Building up our reading stamina is important, we are working to try reading uninterrupted for a period of time. During this you should be using all your reading strategies to support your understanding of the text.

Task:

Having read a bit of a book of your choosing, explain to an adult what it was about in your own words (summarise). You can then predict what you think will happen next!

Giglets:

Next week an additional reading task will be set of Giglets. This is a new website for us, so if you can this week I'd like you to try logging on and have a look about. I'll email you with your log in and instructions!

Free audiobooks:


<https://www.audible.co.uk/cat/Children-Audiobooks>

WRITING

Focus: Descriptions

Using descriptions in our writing helps the reader to understand what is going on and adds interest. In this writing task think about describing the senses (see, hear, smell, touch, taste).

Title: Behind the door



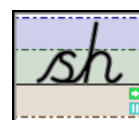
Write a descriptive story about a character opening this door and finding out what is behind. Is it magical? Is there a strange world through the door? Will your character meet someone? What can the character see? Smell? Hear? Do they touch or taste anything?

When you are finished remember to read over and check your work! www.dictionary.com is a great website if you don't have a dictionary at home!

I'd love to see what you write, take a picture or type your story up so you can send it to me!

OTHER

Handwriting focus: sh



Practise the 'sh' join. Write the join in your jotter remembering to use finger spaces. Then write as many 'sh' words as you can think of! Don't forget the imaginary middle line!

Spelling

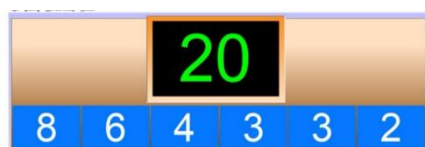
Pick one of the phonemes (or common words lists) from your home learning pack to revise using active spelling activities.

Why not stretch your learning and find more words with the same phoneme and then write a silly story using the words?

NUMERACY

MENTAL AGILITY

Countdown is a great way to become quicker with your calculations. Use the numbers given to try make the total. You can use any of the four operations! Are you able to use all the numbers?



You could even turn this into a competition with a family member! Who can get the answer first!

For more go to www.topmarks.co.uk and find countdown or scan the QR code!



NUMBER

Focus: Addition Strategies

This week, I would like you to focus on addition – what strategies can you remember?

Task:

Ask an adult (or do it yourself!) to write some sums for you – make sure you are using a variety of strategies to answer them!

Can you show an adult how we would explain the answer during a number talk?

If you are confident with 2 & 3 digit addition, work on 4 & 5 digits!

Additional Tasks:

If you would like worksheets to support your learning, www.snappymaths.co.uk or www.math-drills.com have lots to choose from.

Sumdog Challenge:


There will be a Sumdog challenge posted on **Thursday**. It will focus on addition and will end on Friday at 3pm.

BEYOND NUMBER

Focus: Angles

Remind yourself of the different types of angles and what they look like – acute, right, obtuse, straight, reflex.

This Numberock video might help!



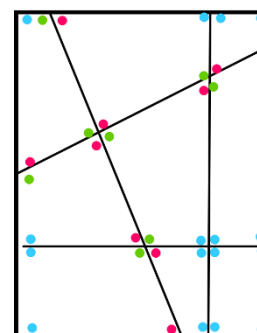
Task: Angle Hunt

Go on an angle hunt around the house/garden/ or on your daily walk. Draw a table to record your findings.

Acute	Right	Obtuse

Challenge Task

1. Draw a rectangle (with a ruler!)
2. Draw lines inside that rectangle. The more lines you have, the trickier the challenge!
3. How many angles can you see?
4. Create a colour code for each type of angle.
5. Colour the angles the correct colour.



Colour codes

- Right angle ●
- Acute angle ●
- Obtuse angle ●
- Reflex angle ●

Miss D's example

OTHER CURRICULAR AREAS

HWB

PE

Workout with Joe Wicks on YouTube (The Body Coach – PE workout) or try some Yoga! (YouTube – Cosmic Kids Yoga). How about trying to make your own workout for your family to take part in?

PATHS

In P5, we love starting our day with compliments for the PATHS kid of the day. Why not try to adapt this to fit your home? Could you pick a PATHS person of the day or week and make them a compliments list? What else could you do to help them and make them happy?

Friday Check-In

I will be on Teams on **Friday** with more information about our check-in! This will be a way of me checking that you are all doing well and you can let me know if there is anything you need help with.

TOPIC

Here's an important question for you all... What would you like our new topic to be?

For our other topics, we've decided as a class (Learner Participation) what we would like to learn, and even though you are all at home, I'd like that to continue! Over on our class teams page, you will find a quick survey with some topic options to vote for. It might be that we get to do more than one, but I'd love you to pick!

There's also a few other questions on there about things I'd like your opinions on!

Please fill this in by 3pm on **Wednesday**, so that I can use it to plan next weeks learning! ☺

ART

Have you noticed that all the flowers and trees are starting to bloom? I have a Cherry Blossom tree in the garden and thought that it would be great inspiration for an art piece! You could also look at the flowers and trees around your house for inspiration!



Task:

Inspired by cherry blossom trees (or your own flowers/trees) create a piece of art. This could be a sketch, a painting, chalk drawing, a model etc.

Why not turn it into a little project and create a few pieces of art and then complete some research? Here's some information about Cherry Blossom https://kids.kiddle.co/Cherry_blossom

Remember to share your work on teams or twitter!