

Whinhill Primary School
Home Learning
Primary 1

Week beginning: Monday 20th April 2020

Literacy

Week Beginning 20th April 2020

Reading

We will be using a free website called 'Giglets' to access some great reading books for your child's weekly reading. As before can you discuss the pictures with your child. Talk about the characters and events. Ask your child to predict what might happen next. At the end of the story try to encourage your child to retell the story in their own words. They could maybe retell it to one of their teddies or a pet.

Please be aware that your child may not be able to read every single word. Encourage them to use their picture clues and sound knowledge to decode words. Login using your child's name as shown below. Sometimes there will be a task related to the story. However, this week please just discuss the story.

Book name: Baby Bear

LOGIN DETAILS www.giglets.com	
	
School code:	whinhill
Username:	forename.surname
Password:	whinhill

For further activities:

<https://www.audible.co.uk/ep/free-audiobook>

Audiobooks, extracts, activities and lessons from authors:
<https://www.worldbookday.com/>

Author videos, reading and writing resources and activities:
<https://www.scottishbooktrust.com/topics/read-write-count>

This week our Literacy will be based around the story of:

The Gingerbread Man



Follow the link, to watch and listen to the story:

<https://www.youtube.com/watch?v=pckuS--UIV4>

Or read the story using your own book (if you have it) or on this website:

<https://www.slideshare.net/maytepelegrinsalas/gingerbread-man-story-book>

You can then choose activities from below to complete with your child.
*You will find templates to download and print in Files on Glow/Teams (there is no need to print all the pages, just those that you will use).

- Story sequencing - cut out, colour and sequence the story. *
- Retell the story in your own words -the pictures could help.
- Design your own Gingerbread man and describe it to someone. *
- Write about the story in short sentences.
- Use the word mat to help with writing the story.* Encourage them to sound out their words and spell their common words. Please remind them to use a capital letter, finger spaces and a full stop.
- Make a wanted poster for the fox. *
- Make a list of words that rhyme with man. How many can you make?
- Imagine you are a newspaper reporter, what questions would you ask the old man and woman, the fox?
- How many of the common words can you read? * No need to print, just go through pages.
- Discuss with your child the difference between fact and fiction.

Please remember to take lots of photos and send me them through Glow/Teams!☺




Education City

<https://go.educationcity.com>

This week's focus will be listening for sounds in words and blending. Please login, click on Classwork - CVC folder and complete the following activities. This will only be available for 1 week. Have fun!

Whinhill Primary School
Home Learning
Primary 1

Week beginning: Monday 20th April 2020

Numeracy																							
Mental Agility	Number	Beyond Number																					
<p>Focus this week: Counting to 100</p> <p>Task 1: Practise counting up to 100. Ask an adult to pick a number between 1- 100 and you say the number that comes after it. E.g. Adult - 59 Child - 60 Remember to cross the decade numbers ☺</p> <p>Task 2: Pick a number from your number cards. Now write down the number that comes before and after it. Can you do this 5 times?</p> <table border="1"> <tr><td>8</td><td>9</td><td>10</td></tr> <tr><td>68</td><td>69</td><td>70</td></tr> <tr><td></td><td>13</td><td></td></tr> <tr><td></td><td>1</td><td></td></tr> <tr><td></td><td>88</td><td></td></tr> </table> <p>Fun games and songs for counting: https://www.youtube.com/user/JackHartmann</p>	8	9	10	68	69	70		13			1			88		<p>Focus this week: Describing and recording partitions of a number within 10.</p> <p>Task 1: Choose a number within 10 and write down all the different ways to make it (you could use things around the house to help like counters, pasta, pens, lego, cereal pieces etc.) E.g. 6 0+6, 1+5, 2+4, 3+3, 4+2, 5+1, 6+0</p> <p>Task 2: Complete Education City activities - Numberwork 1 This will be available for 2 weeks. Have fun!</p> <p>Task 3: Some numeracy work has been assigned to you on Sumdog. Please use your login details to access it.</p> <p>Fun games and challenges to complete: https://www.topmarks.co.uk/maths-games/hit-the-button (up to 10)</p>	<p>Focus this week: 2D shape</p> <p>Task 1: Complete Education City activities - 2D shape.</p> <p>Task 2: Become a shape detective and search your house for 2D shapes. Create and fill in a table like the one below:</p> <table border="1"> <tr> <th>Draw the shape</th><th>Name the shape</th><th>Number of sides</th></tr> <tr> <td></td><td>rectangle</td><td>4</td></tr> </table> <p>Task 3: Guess the shape? Create a description of a shape without saying its name and get an adult to guess what it is. E.g. I have 4 sides the same length. What am I?</p> <p>Fun games and challenges to complete: https://www.topmarks.co.uk/early-years/shape-monsters</p>	Draw the shape	Name the shape	Number of sides		rectangle	4
8	9	10																					
68	69	70																					
	13																						
	1																						
	88																						
Draw the shape	Name the shape	Number of sides																					
	rectangle	4																					

Whinhill Primary School
Home Learning
Primary 1

Week beginning: Monday 20th April 2020

Learning Across the Curriculum

Health & Wellbeing

Task 1: Plan/create an obstacle course in your house or outside in the garden.

Task 2: Can you make up a catchy song that will help encourage people to keep their hands clean at all times?

Other activities:

Yoga videos for children:

<https://cosmickids.com>

The Body Coach (daily live 30 minute workout Monday to Friday):

<https://www.youtube.com/watch?v=IEWcBIvqiDk>

Social Studies

New topic: Inside and Out

This is our new term 4 topic which will cover a number of learning activities about being indoors and outdoors. We will be learning about the weather, the garden, homes and many other things.

Task 1: What does 'Inside and Out' mean to you?

As an introduction to our topic, discuss with your family what being indoors and outdoors means to you. What different things can you think of? Create a list of what comes to mind and draw a picture of as many of your ideas as you can. You could take a photograph of these and put them on Glow Teams as they might give us all some more ideas too!! Maybe you could ask someone in your family to help you search for pictures on the internet, to cut and paste them and create a collage of your ideas.

Also look out for new learning activities and challenges uploaded via Twitter and Glow/teams!

Science, Technology, Engineering and Maths (STEM)

Garden/home treasure hunt

Create a Gingerbread Man collage by collecting coloured materials from your garden or home. Remember to send me lots of photographs through Glow/teams. Have fun! 😊