



Instagram - Privacy Settings

Q: How do I set my photos and videos to private so that only approved followers can see them?

By default, anyone can view your profile and posts on Instagram. To make your posts private so only approved followers can see them:

1. Go to your profile by tapping  on iPhone and Windows Phone or  on Android
2. Tap **Edit Your Profile** next to your profile picture
3. Turn on the **Posts Are Private** setting and then tap **Done**

Once you make your posts private, people will have to send you a follow request if they want to see your posts, your followers list or your following list. You'll see requests in your News, which you can then approve or ignore. People can also send a photo or video directly to you even if they're not following you.

Q: Who can see my liked photos?

If you have a private profile, your approved followers can see likes on your photos/videos. These likes won't appear in the **News > Following** feed.

Likes on photos/videos sent to people with Instagram Direct also won't appear in the **News > Following** feed. The people you've sent posts to directly can see each other's likes on that photo/video even if they aren't following each other.

If you have a private profile and like someone's public photo, your like will be visible to the public and your username will be clickable below the photo, but only approved followers can see your photos/videos.





Q: Are my comments and @ mentions hidden?

If someone with a private profile @ mentions someone who isn't an approved follower on one of their photos/videos, the person mentioned will be able to see part of the comment in the News section of your News. They may get a push notification (if their notification settings are turned on), but won't be able to navigate through to the private photo/video.

If someone with a private profile leaves a comment on a photo that a public Instagrammer uploaded, their comment will be visible and their username will be clickable below that photo.

Q: How do I block or unblock someone?

To block or unblock someone:

1. Go to their profile by tapping  at the bottom of the app, tapping the search bar at the top and then searching for their name or username
2. Tap their profile to open it and then tap  (iPhone),  (Android) or  (Windows Phone)
3. Tap **Block User** or **Unblock User**

Q: What happens when I block someone?

When you block someone, that person can't view your photos/videos or search for your Instagram profile. People aren't notified when you block them.

Q: Can a person I blocked @mention me?

Yes, someone you blocked can mention your username on Instagram and this mention will appear in your News. If you block someone and then change your username, it'll prevent them from being able to @mention you.

Q: When I block someone, will their likes and comments disappear from my photos and videos?

After you block someone, their likes and comments will not be removed from your photos and videos. You can delete their comments from your posts.

Q: Are my comments and likes still visible to people I block?

If you and the person you've blocked have mutual followers, the blocked person will still be able to see your likes and comments on those followers' posts.

Q: How do I report a post that was sent to me or block someone from sending posts to me?

You can report abusive posts that are sent to you by tapping the three dots under a post and then choosing Report Inappropriate. If you don't want someone to send a post to you, tap the three dots and then choose Ignore posts from this user, or you can block that person.