

Workshop ToolsTask. Either on A4 lined paper or on the grids below, correctly name all of the 30 tools and pieces of equipment shown here. You may have research the names of some of them!

Task Sheet




1		4		7	
2		5		8	
3		6		9	

10	
11	
12	
13	
14	
15	
16	
17	
18	
19	
20	
21	
22	
23	
24	
25	
26	
27	
28	
29	
30	


Wood Joints Task Sheet

Name the following joints and state how they might be used:




Name:

Use:



Name:

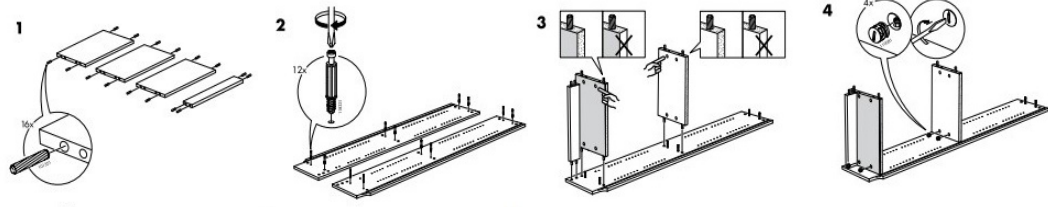
Use:



Name:

Use:

A sequential diagram is a series of images that visually give information without the use of words. Ikea furniture 'how to' construction instructions are given this way:



Task: Use the space below to draw a sequential diagram of how you would cut a Mitre Joint. Use these steps to help you: 1. Getting the material. 2. Marking out the material. 3. Selecting the correct tools. 4. Securing the work for cutting. 5. Cutting the material. 6. Checking the mitres come together. 7. Sanding the end faces of the mitres. 8. Gluing the joint together.