

# OPAL Assembly Week 1 27.03.2026



# OPAL at Newark




Every couple of weeks we will have a focus on different skills we can develop through OPAL, how to use different equipment safely in the playground or an update on how OPAL is going in Newark.



**This week our focus is about safe, creative den building using wooden pallets and den building materials.**



# But first...Let's Celebrate OPAL in P1!




# Safety in the Playground



Thinking - Think before you do something

Checking - See if it's safe to walk /climb on/build with (ask someone if you are not sure)



Looking- Make sure its not broken before using it

# Den Building



Den building is creating shelters using different materials.




- Builds creativity
- Encourages problem solving
- Promotes teamwork



# Den Building Kits & Wooden Pallets

What could you use to build a den?

- Wooden pallets
- Tarpaulins
- Crates
- Rope
- Sticks and natural materials



# Wooden Pallets-Safety

Always check pallets for damage

Carry with a partner



Always check there are no nails sticking out

Take your time-no throwing or pushing them roughly

# Building Safely

Ensure your build is secure and stable

Stack crates and pallets carefully and no higher than your waist



Ropes and clips are not for hurting anyone

Crates can be jumped off but not on-they are not trampolines

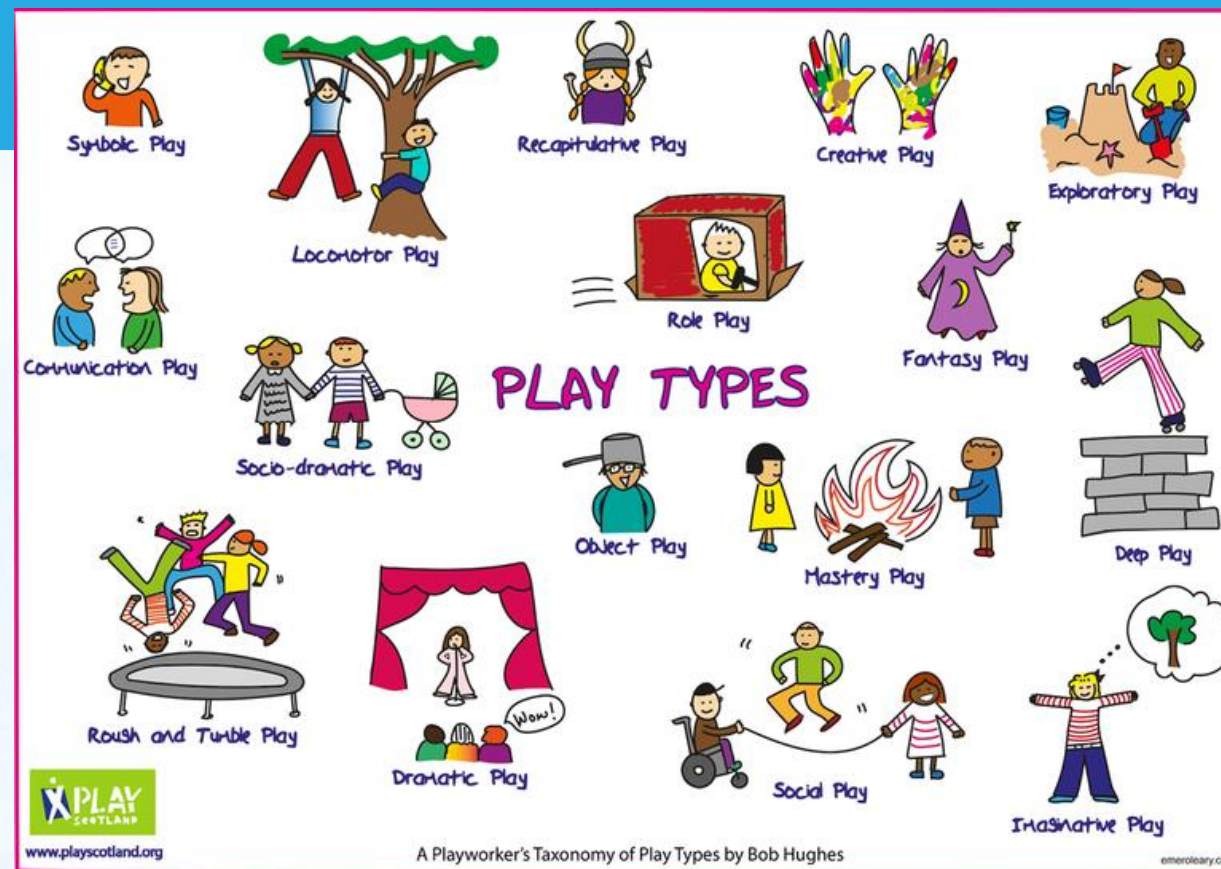


## Work as a team! #TogetherWeShine

- Share ideas
- Take turns
- Help each other
- Listen and communicate




# Remember!



## Risk Awareness

- Think before you build
- Check for hazards
- Ask an adult if unsure
- Play safely and responsibly



## Respect the Playground and Each Other

- Look after all of the equipment-put it back where it belongs, no throwing equipment
- Keep the playgrounds tidy-**EVERYONE** tidies up!
- When the bell goes make sure there is no equipment left out
- If you are unsure about anything, **ASK AN ADULT**

**HAVE FUN!**

**BE CREATIVE!**

**WORK TOGETHER!**