

How use Clickview.



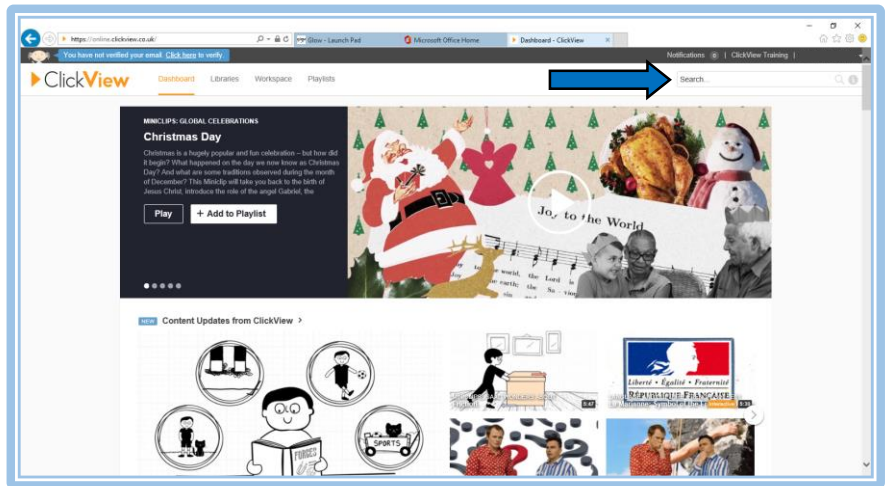
1. Log onto Glow. If you don't know how to log onto Glow, please check the "Logging onto Glow," information sheet.

2. From your "Glow Launchpad," click on the "Clickview," tile.

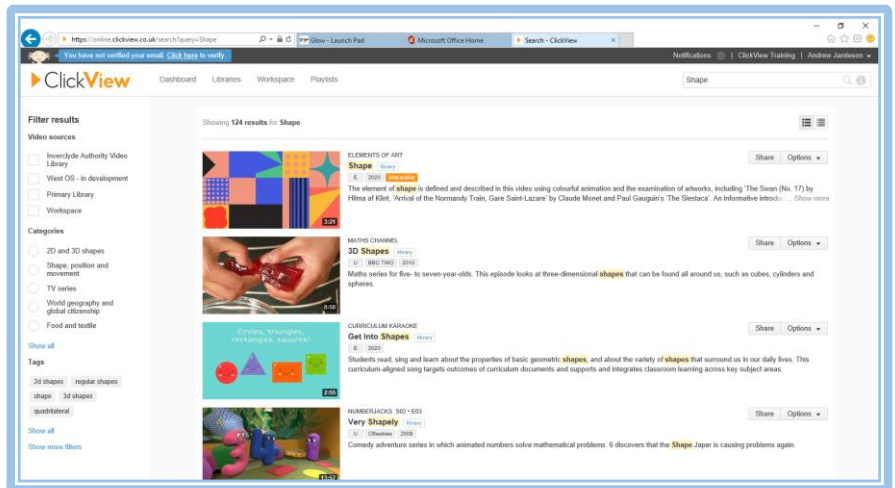


3. A new window will open on your internet browser.

4. You can search for topics / subjects that interest you here.

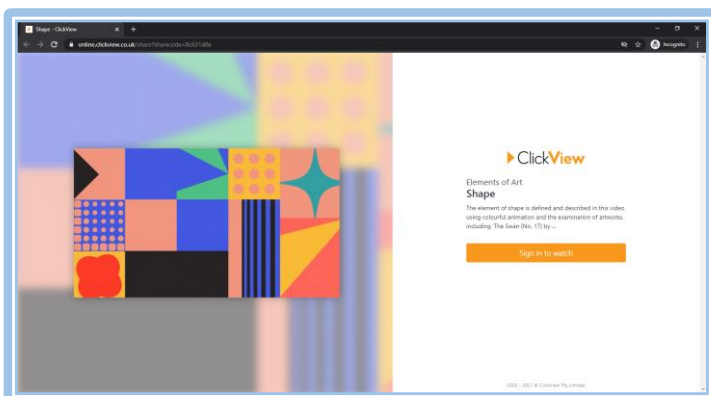


5. Choose the video that interests you.



6. If a teacher has given you a link in "Teams," click on the link.

7. Sometimes it will ask for you to "login to watch."



8. You will be taken to the "Glow," login page. Login as you would normally using the Username and Password supplied from your teacher.