

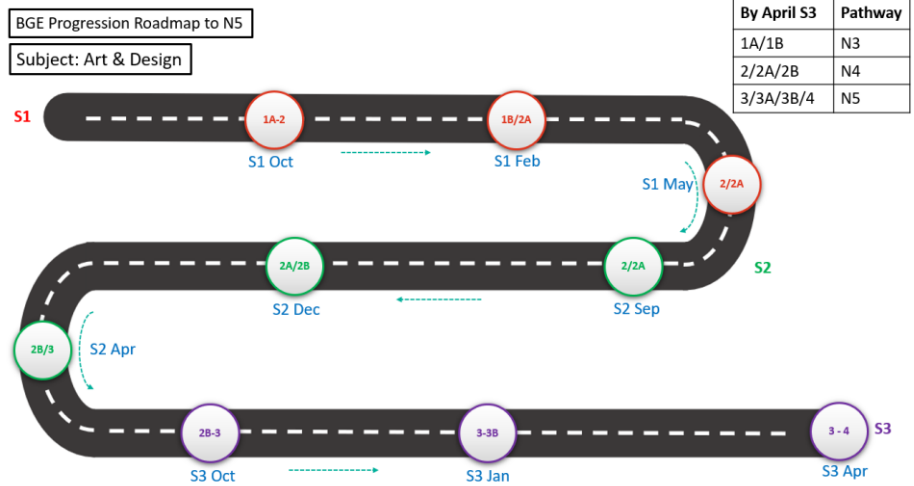
# Clydeview Academy BGE Roadmaps



## Instructions for use

Each subject will illustrate the pathway through the BGE to National 5 in S4.

It also provides information to the expected level of study at the end of S3 to progress to National 3 and 4.



Year	Period	Course Overview
S1	August - December	<ul style="list-style-type: none"> <li>Project Folder Cover Design</li> <li>Maths Week</li> <li>Colour Theory test</li> <li>Sketchbook &amp; Portfolio</li> </ul>
	January - May	<ul style="list-style-type: none"> <li>Observational Drawing test</li> <li>Landscape Composition</li> <li>Clay Project</li> </ul>
S2	August - December	<ul style="list-style-type: none"> <li>Project Folder Cover Design</li> <li>Sketchbook - Pop Art Unit</li> <li>Cola Bottle Assessment</li> <li>Pop Art Painting</li> </ul>
	January - May	<ul style="list-style-type: none"> <li>Sketchbook &amp; Portfolio</li> <li>Design Project</li> </ul>
S3	August - December	<ul style="list-style-type: none"> <li>Project Folder Cover Design</li> <li>Eye study</li> <li>Half portrait assessment</li> <li>Portrait Painting</li> <li>Critical Writing</li> </ul>
	January - May	<ul style="list-style-type: none"> <li>Sketchbook &amp; Portfolio</li> <li>Still Life Unit</li> <li>Portfolio</li> <li>Design Project</li> </ul>

There is a course overview for each subject, providing an outline of the structure of the course in S1, S2 and S3.


## Art & Design

There is an assessment calendar for each subject. Some of these assessments are hyperlinked to examples of assessment evidence.

Year Group	Type of Assessment											
	Aug	Sept	Oct	Nov	Dec	Jan	Feb	Mar	Apr	May	Jun	
S1		On-Going	High Quality	Periodic	On-Going	High Quality	Periodic	On-Going	High Quality	Periodic	On-Going	High Quality
S2		On-Going	High Quality	Periodic	On-Going	High Quality	Periodic	On-Going	High Quality	Periodic	On-Going	High Quality
S3		On-Going	High Quality	Periodic	On-Going	High Quality	Periodic	On-Going	High Quality	Periodic	On-Going	High Quality

S1 SEPTEMBER

[< Back](#)



Everyone will have...

I have a finished folder cover including my own name, class, and art & design

I have used a ruler to measure accurate guidelines for my lettering


I have added some pattern in the background



Most people will also have...

I have used the skin and bone technique to draw evenly sized bubble lettering

I have added a range of organic and geometric patterns in the background



Some people will also have...

I have embellished my lettering demonstrating creativity and increased visual impact

I have a range of neat and detailed organic and geometric patterns and have used a black pen to add shading, increasing visual impact

The assessment evidence provides exemplification of the expected outcome for young people from the learning experience and illustrates next steps. This should provide clarity around level of expectation and what your child needs to do to improve.

Each of the subject roadmaps are available as a pdf. Some of the subject areas, for example Modern Languages and Music include sound and video files to exemplify the outcome of the learning experience. The roadmaps for these subjects are also saved as a PowerPoint, which can be downloaded to listen to or watch the sound bites and video files.