

Name \_\_\_\_\_

Class \_\_\_\_\_

# MUSIC OF THE USA



## Rap and Hip Hop

## UNIT AIMS

- ***Find out about Hip Hop culture and how rap developed through the years.***
- ***Learn how to create a backing track using GarageBand.***
  - ***Create and perform a short rap.***
- ***Perform a group performance of a song in the rap and hip hop style.***

## CONTENTS

<b>3</b>	<b><i>Rap and Hip Hop 1</i></b>
<b>7</b>	<b><i>Creating a backing track.</i></b>
<b>9</b>	<b><i>Writing your own rap.</i></b>
<b>12</b>	<b><i>Kanye West Group Performance</i></b>





## Rap and Hip Hop Music 1


Hip Hop music started in inner city African-American communities in New York City in the 1970s. The music consisted of the rhythmic backing that accompanied rapping. Rapping combines rhymes with beats to create an entertaining music style. The subject matter is similar to that of Blues songs – it is about hardship, poverty, racism and the realities of life in the inner city African-American communities of the time.

Rapping was just one part of hip hop culture, which also included DJing/scratching, using decks, break dancing and graffiti writing. Other elements included sampling (using bits of music from other songs or pieces of music) and beat boxing. While Grandmaster Flash's *Rapper's Delight* is considered the first hip hop record, the style went mainstream with the Beastie Boys Album *Licensed to Ill* in the 1980s to Coolio and Tupac in the 1990s and Jay-Z and Kanye West today.






## Starter Task

Graffiti art is an important part of Hip Hop culture. Using the pictures on the previous page as inspiration, draw your name in the style of a graffiti artist in the box below.

A large, empty rectangular box with a thin black border, intended for the student to draw their name in a graffiti style.

## Videos to watch

Have a listen to some of these examples of Hip Hop and Rap through the years:



1970s Rapper's Delight <https://youtu.be/bilnUxbp3co>

1980s Public Enemy – Rebel without a pause  
<https://youtu.be/djuc0kg97yo>

*Look out for DJ decks in the background, use of two rappers (MCs) and political lyrics.*

1990s Coolio – C U when you get there <https://youtu.be/VzDN7mCDoC0>

2000s Empire State of Mind <https://youtu.be/QsZlY0Vz4-o>

Which one do you like best and why?

---



---



---

## Questions

Which city in the USA is where hip hop and rap started?

New York

Miami

Los Angeles

Chicago

What was early hip hop about?

Real life

Poverty

Racism

All three

Which one of these is not considered part of Hip Hop culture?

Rapping

Graffiti

Break Dancing

Electric Guitars


Who of these artists is mainly known as a rapper?

Rihanna

Kanye West

Paul McCartney

Taylor Swift





## Creating a Hip Hop backing track

If you've got access to an Apple phone or iPad, or an Android device or tablet, it's actually not too that hard to create a Hip Hop backing track. Once you've done this, you'll have a backing for your own rap – we'll look at how to create this next week.

I've done a quick video to show you how to do this, but here are some instructions for how to do it. Once you've come up with something, send it back as an attachment on Teams.

### Part One – Getting Set Up

Load Garage Band

Choose New Song using the + button

Select live loops from the top middle button

You now have a choice of many different buttons to press. They each load a different loop but each one works with all of the others and will sound fine with the others to start with. It's then up to you to find a combination of sounds you like.

### Part Two – special effects (FX)

Press the FX button

Experiment with the different areas to see which effects you like

To make it sound like authentic hip hop use the record scratch button!

### **Part Three – recording your backing track**

Press the record button

Choose the sounds you want to start with while the countdown starts

Add in sounds while the track is playing

Use one effect from the FX menu

After 8 bars press stop

Press play to check that it sounds how you want it

If you don't like it or aren't happy with it, have another go following the steps above.

### **Part Four – sending it back using Teams**

Come out of garage band using the page icon.

Rename the icon

Hold down the icon again and press **share**

Click on **song**

Select **low quality** to keep the file size small

Select **Teams**

Click on **To** and type in **S3 Music** or **Mr Browne**

Click **Send**





## Rap and Hip Hop Music

### Writing your own Rap

To write your own rap, you first need to think of a topic or theme for what it's about.

Early hip hop and rap was often about hardship, poverty, racism and the realities of life in the inner city African-American communities in the USA, which – as we have seen recently with the George Floyd protests - are important issues today. These raps are more powerful because they are about personal experience or issues important to the rapper themselves.

So for your rap, try to choose a personal experience or an issue that is important to you, and if your experience or issue is not on the list below, please add it yourself.

**Choose a theme for your rap from the options below:**

Lockdown	Health	School	Heroes
Family	Boredom	Pets	Hobbies
Toys	Local Area	Racism	Bullying
Women's' rights	Gay rights	Jobs	Exercise

Other: \_\_\_\_\_

## Making it sound like rap

To make it sound like a rap you need to use rhymes to do this. You need a pair of lines that rhyme with each other, then another pair of rhymes and so on. These are called *rhyming couplets* – you may have heard of these when learning about poetry in English and Literacy.

Finding a rhyme can be difficult, so think of a word and use the website [www.rhymezone.com](http://www.rhymezone.com) to find a word to rhyme with it. Try to use 4 different word endings over your 8 lines of words as this will help keep it interesting!

Fill in your rap below. The words in each colour should rhyme.

Lines 1 and 2

---

---

---

---

Lines 3 and 4

---

---

---

---

Lines 5 and 6

---

---

---

---

Lines 7 and 8

---

---

---

---



Here's a rap I've written using the same format, to give you an idea what to do. I'm sure you can do much better!

### Lockdown Rap by Mr Browne

Are you looking for something **cool**

To do when you can't go to **school**

Why don't you join in and rap with **me**

A way to have fun with your **family**

What you need to do is find words that **rhyme**

It really won't take that much **time**

Then you put it with your backing **track**

And you have done your brilliant **rap**.

The next step is to practise it with the backing track that you have already created. Then record yourself with your backing track and send back to me using Teams.





Part 1

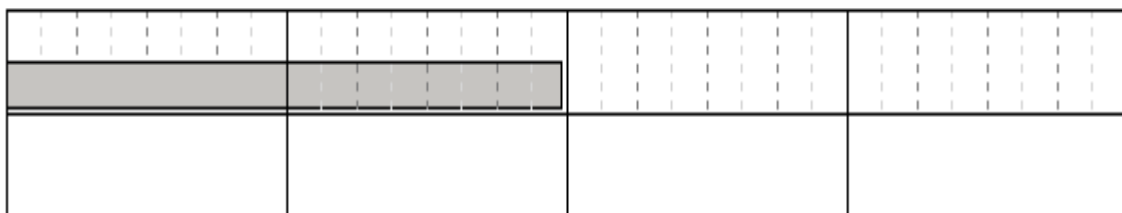
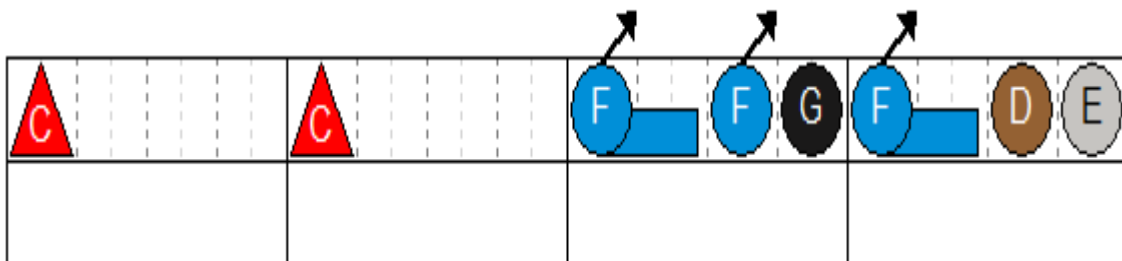
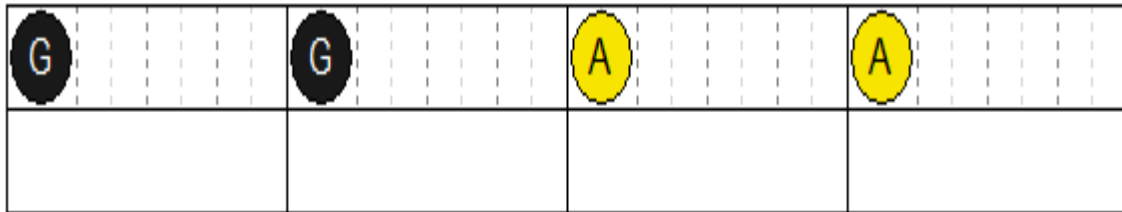
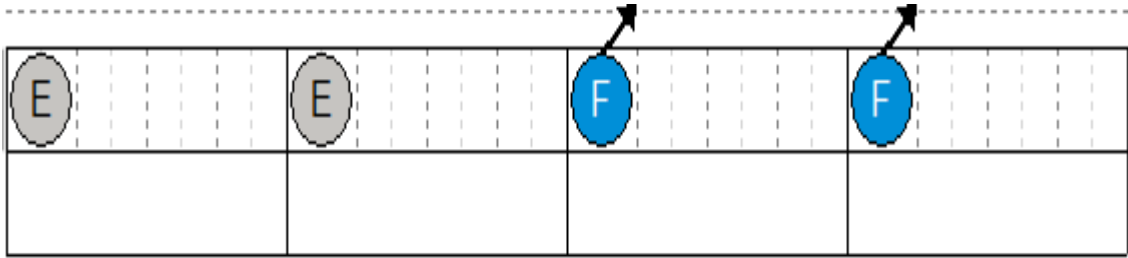
E		E		F		F	

G		G		A		A	

C		C		F		F	

E		E		B		B	

## Part 2



Keyboard

Em D Em Am

G G G F# G F# E B B B C B A G

5 C Bm Em Bm

F# G E F# F# G F# D E

Bass Guitar

E E F# F# G G A A

Bass Guitar

0 0 2 2 3 3 5 5

5 C C B B E E B B

Bass

8 8 7 7 0 0 7 7