

Lesson 5

First Year Art Project: ME & MY WORLD

Textures around you



Look up the work of Pae White and El Anatsui on Google and see images of their work. Both artists are interested in textures and how they can be used in new and unusual ways.

Nykia Omphroy works at the Met Museum in New York. Listen to her talk about her favorite textures in the museum:
www.metmuseum.org/connections/texture/



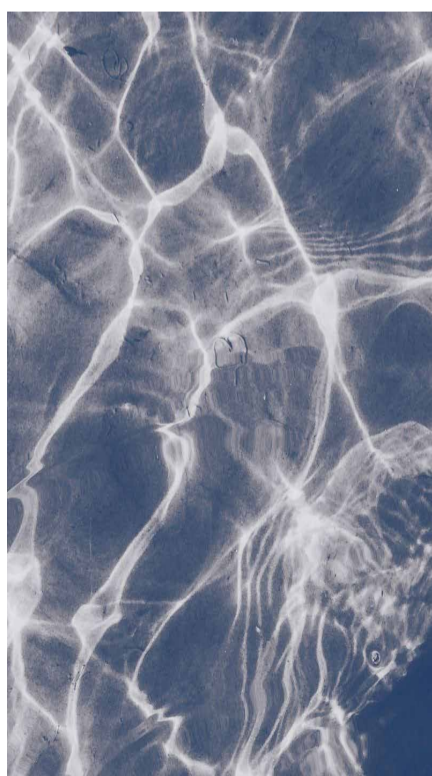




Task 1

Use your phone to photograph around 9 interesting surfaces around your house or garden up-close. Try and use as much natural light as possible to take your shots.

Some ideas to get you started...

- Scrunched up tinfoil
- Plants and leaves
- Food
- Your pets
- Clothes
- Tree bark



Extension Task

Use a kaleidoscope app to photograph textures again but this time in a new way.

Task 2

Edit your photos using an app on your phone such as Snapseed or VSCO Cam.

Find an app that allows you to make grids, and create a 3 x 3 grid of your best shots.

