




Unit of Work

First/Second Level



Based on the short story
Hair Love by Matthew Cherry

A Resource to support this Purchased Storybook



Name

Date

Sway Link

Click on the link below to get to the Sway Resource.



Unit of Work Hair Love

Based on the short story

[Go to this Sway](#)

Teacher Notes



EAL Service Teaching notes and ideas



Name of resource	Hair Love – (Part Of a Purchased Book Study)
-------------------------	---

Curriculum area/s	Literacy- Writing Resource
--------------------------	----------------------------

Cfe/SQA Level	Language Level
LIT 1-09a 2-09a LIT 1-10a LIT 2-10a ENG 1-31a ENG 2-31a LIT 1-20a / LIT 2-20a	Cfe First/ Second Level EADC

Curriculum objectives and context for learning

Language and Literacy objectives
learning about Blurbs /Front Cover features– VCOP- Synonyms / Character Descriptions/.

This resource could be used:
To support pupil as part of a Blended Learning topic of work .Helping reinforce skills which are being taught or have been taught in school. .

Ideas for using the resource
This resource can be used as part of a Blended Learning activity to support class learning.

Possible extension activities
Explore other stories either of pupil's own choice or by investigating what other stories this Author has written.



Other information
You will need access to a computer to access the Sway lesson which is interactive.



Task-Prediction



Draw or write what you think will happen in the story.
You can also add audio to talk about what might happen.

What problem will happen?

Story Mountain

Middle:


Where will it take place and who will be in the story?

How will it end?




Beginning:

End:

Task - Writing




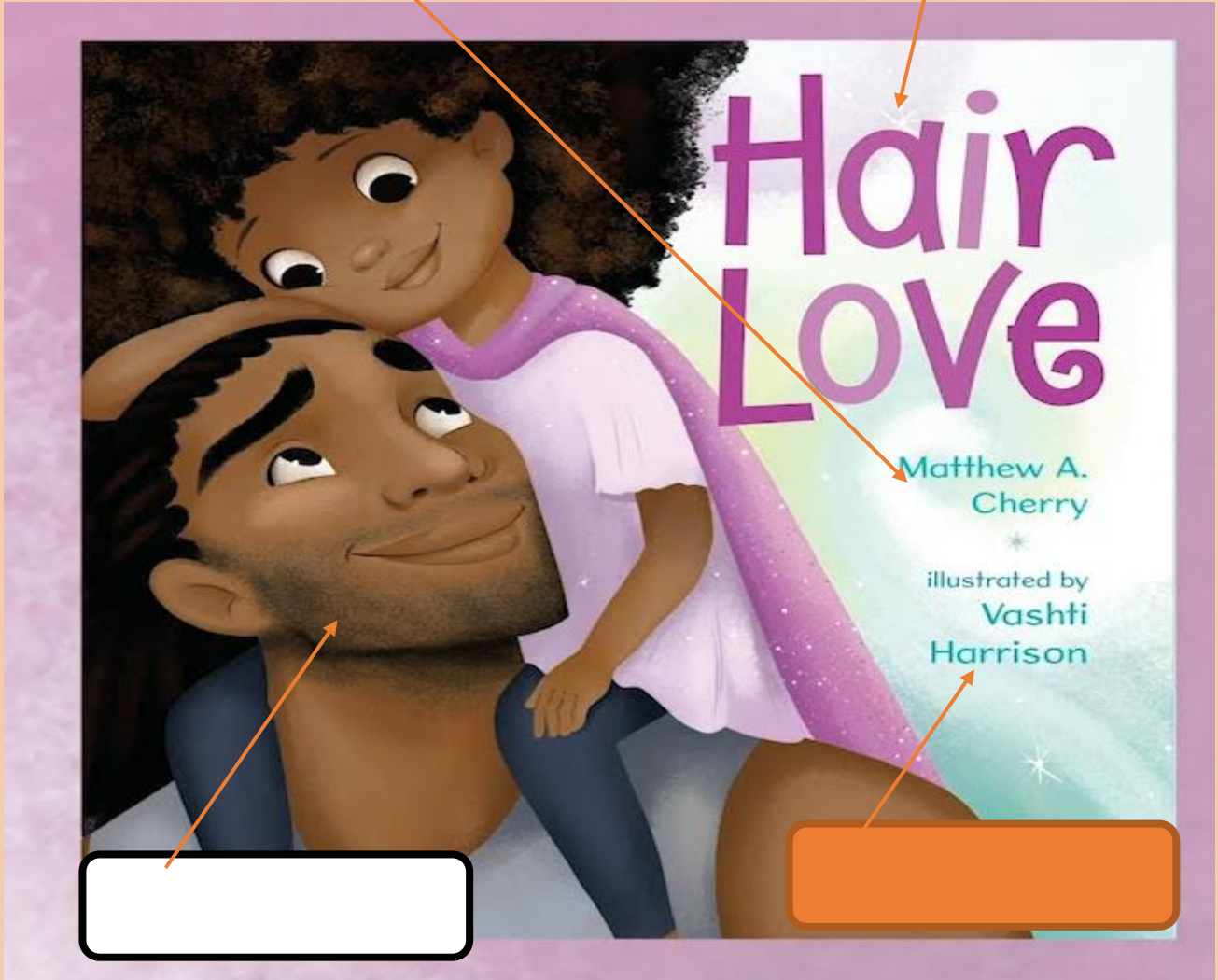
What might the characters say or think?



Task

Label this Front Cover

Cut and match



Author

picture

Title

Illustrator

Read and Match

'Now, How's that? he asked, pulling a hat down over my eyes.'



'Don't worry,' he said, 'we'll figure this out.'



'Daddy come on. We can do better than that.'



'I really need my hair to be special!'



Back Cover of a Book- The Blurb

Read the Blurb



Based on the Oscar-winning short film, this is the story of Zuri, her dad, and her hair. Zuri's hair is beautiful, but it can have a mind of its own. For a special occasion, Zuri and her daddy need to work together to style her hair, and show that natural is brilliant! A wonderful book that celebrates the love of fathers and daughters, as well as putting black hair front and centre.

What is a Blurb?

A Blurb is a summary of the story. It usually draws the reader into reading the book. It gives the reader an idea of what the book will be about without giving away too much information away.

Task

Write a **Blurb** for a story which you have read

Punctuation Task

- Read the sentences below and add the missing punctuation

Success Criteria (, ? '...' ! . he's... Capital letter)

1. my name is zuri and i have hair that has a mind of its own (4)
2. it kinks coils and curls every which way (4)
3. daddy tells me its beautiful and that makes me proud (3)
4. i love that my hair lets me be ME (2)
5. in funky braids with beads i am a princess (5)
6. when my hair is in two puffs i am above the clouds like a superhero (4)
7. my hair even does magic tricks one day when I was playing outside it began to rain (4)
8. today I woke up early all by myself i was too excited to sleep it s a big day (7)

Answer Sheet

1. my name is zuri and i have hair that has a mind of its own. (4)

2. it kinks, coils and curls every which way. (3)

3. daddy tells me it's beautiful and that makes me proud. (3)

4. i love that my hair lets me be ME! (2)

5. in funky braids with beads, i am a princess. (5)

6. when my hair is in two puffs, i am above the clouds like a superhero. (4)

7. my hair even does magic tricks. one day when I was playing outside it began to rain.
(4)

8. today I woke up early, all by myself. i was too excited to sleep, it's a big day! (7)

Sentence Task

- Look at the pictures and write a sentence for each

Success Criteria

How successful are my sentences, how many features have I included?


1. **Capital letters** included
2. **Spaces between words**
3. **Neat handwriting**
4. **Good descriptive language**
5. **Ambitious vocabulary**
5. **Punctuation** ! ? etc...
6. **Connectives** (and /but/because/ so...)



Tick how many of the success criteria you have included **SC-** 1 2 3 4 5 6



Tick how many of the success criteria you have included **SC-** 1 2 3 4 5 6



Tick how many of the success criteria you have included **SC-** 1 2 3 4 5 6



Tick how many of the success criteria you have included **SC-** 1 2 3 4 5 6

Characterisation Task - write a short character description for **Zuri**. Use the planning sheet to help.

Planning Page

Personality describes how she behaves – what kind of person she is (polite/ rude , kind/ thoughtful , wild, kind-hearted , immature, evil, sensitive, ambitious etc....

Appearance describes how she may look , use good adjectives or similes to describe not only her looks -height, hair, facial appearance etc... but the clothes she wears .

Paragraph 1

Set the scene

Who is she ?

Roughly how old do you think she is ?

Where do you think she lives?

Who does she live with?

Have enough information to write a short paragraph



Paragraph 2

Personality

What kind of person is she? What are her personality traits ?

What does she do to back this up?

Paragraph 3

Appearance

Discussion ideas (hair/ eyes/ hairstyles et....) Clothes

Rewrite the story in your own words

Planning Page

Make key notes on this planning page to map your story outline.

Title

Story Climax

This paragraph introduces the tension or problem within the story

Build up In this paragraph we are building up to a problem

Resolution

This paragraph is where the problem starts to be solved and shows how it was done

Story start

Set the scene / introduce the character

Story End

Include thoughts /feelings

