

MIXED DELIVERY

Engage with learners who are at home with your class in real time.

1 EQUIPMENT

You will need to ensure you are using a device that has a microphone.

A webcam will be required if you want to do a live demonstration of a practical activity.



2 ONLINE PLATFORM

Start a meeting in your class Microsoft Teams or Google Classroom, available via [Glow](#). Ensure all resources that learners may require are accessible via that platform.



Learn more about Microsoft Teams and Google Classroom

3 SHARING CONTENT

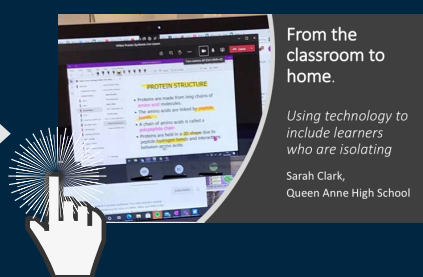
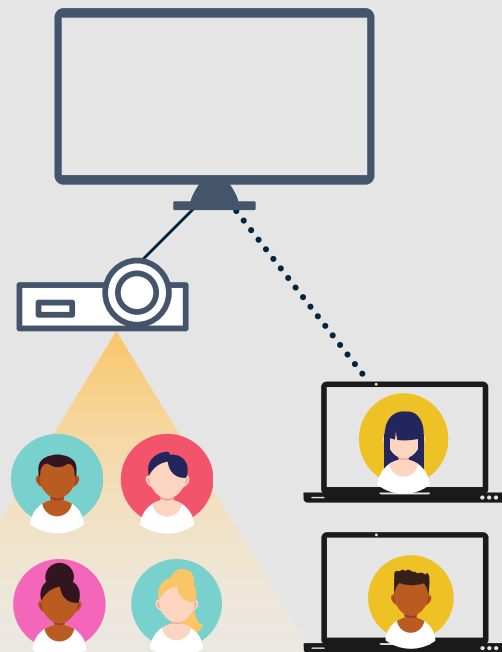
Screen Sharing

In the live meeting, share your screen. This is the screen that should also be projected in the classroom or shared with learner devices. The learners at home will see what is being presented to the class and hear the teacher.

Ensure that you do not have any sensitive information (eg email) open on screen

Camera

You can activate your camera in order to share what you are doing in the classroom such a live demonstration or telling a story.




See how others have utilised technology to include learners at home in class.

4 ENGAGING

Learners at home will be able to use the chat function of your platform to ask questions, or they may ask audio questions using their microphone.

Consider the types of learning activities these learners might participate in while at home



Considerations for delivering learning and teaching online