



Falkirk Council
Children's Services

Distance Learning Examples of Practice

*from across educational establishments in
Falkirk Council Children's Services*

Class Information

Your morning task for today has been uploaded in the Morning Task section
 You will find your work for today in the maths, spelling and topic sections or by clicking on these links.
 Morning task: [Miss Hedges: Wednesday 29th April](#)
 Maths: [Miss Hedges: Wednesday 29th April](#)
 Spelling: [Miss Hedges: Wednesday 29th April](#)

P6H - Team Hamazing :)

General

Art

Challenges

Facts

French

Health

Jokes

Maths

Morning Tasks

Questions about

Random chat

Reading

Scottish Inventors

Spanish

Spelling

Submit your work

Emma Hedges. P6 Teacher. Victoria Primary School, Falkirk. @MissHedgesVPS

Many of our families have limited access to devices so as a school we are taking an asynchronous approach to teaching and learning. I post a daily class information page on Teams which has a visual timetable for the pupils and links to the channels they need for the work for the day. On the channel for each curricular area the class will see an announcement with their work for the day for that subject. This makes it easier for the pupils to dip in and out of the work. A few pupils cannot access Teams for various reasons and so I email them the work.

The pupils have the option of posting completed work on Teams or on Seesaw. My class have been using Seesaw daily in class all year so both the pupils and families are familiar with it. If pupils upload work to Teams I transfer it over to Seesaw. All pupils are provided with their individual feedback on Seesaw and their parents/carers can also see the feedback.

I have a small class of 22 pupils and so I can easily keep track of engagement by looking at the pupil journals on Seesaw. Seesaw also provides an overview of how many pieces of work are submitted each day and a weekly summary of which parents/carers have been online to view completed work.

Pupils have fed back that they enjoy that they can complete and submit their work in a way that suits their individual circumstances. I have also had positive feedback from parents who have appreciated their child can access the work at their own pace and can also view their feedback.

Each Wednesday we have a midweek catch up call. The class have time to chat and we also take part in an activity such as a quiz. Friday is known as "Finish Up Friday". This is a day for pupils to complete any work from the week that they did not have time to do. No new learning is posted however I post ideas for activities such as fort building and nature scavenger hunts.

Q1) Would you rather be a kid your whole life or be an adult your whole life?

A1) I would rather be an adult my whole life because I have always wanted a driving licence and if you're a kid you will never get a driving licence.

This is a good reason to want to be an adult. I am glad that your family are always by your side.

Q2) Who do you trust most?

A2) I trust most my family because they are always by my side.

Q3) If you could move to another country, where would you move to?

A3) I would move to the united states in California or New York.

Team Channels

General

? S3 Quizzes ?

📁 S3 Computing Check-In

📄 S3 Computing Work Help

Using multiple channels helps direct pupils to work, just for fun quizzes, weekly check-in and somewhere to ask for help. The General channel doesn't allow pupils to comment, so only the weekly assignment and work announcement appear in the feed.



Announcements

Weekly announcement in the General channel detailing the tasks to be completed: - check-in, assignment and fun quiz. Links have been placed in the Tasks to each channel or assignment.

Work for week 4th May 2020

- Task 1 - Check in by giving me a comment, smiley, gif or whatever in the weekly check-in channel
- Task 2 - Complete the assignment set for this week
- Task 3 - Hand In Assignment when complete
- Task 4 - Try one of the awesome quizzes

Assignments

Work for week 20th April
Due April 24, 2020 11:59 PM

Computer Programs and Software Development Process
Due May 1, 2020 11:59 PM

Work for week 4th May
Due tomorrow at 11:59 PM

Assignments are set with the work for the week. Each child gets their own editable document which they complete and submit. Assignments creates a **Grades** tab to track work returns.

Work for week 4th May Tomorrow	Computer Programs and May 1	Work for week 20th April Apr 24
	Viewed	Returned
Viewed	Viewed	Returned



Class Notebook

Notebook gives each child a secure workspace within the team that I can access to distribute and mark their work and give individual written or oral feedback.

Welcome	Hardware & Software Requirements
> _Collaboration Space	Python
> _Content Library	PythonAnywhere
> _Teacher Only	Mu
My Work	Work Outline from 27th April until 15th May
My Work	1. Computer Programs
My Work	2 Software Development Process & Design
My Work	Software Development Questions
My Work	3. Algorithms & Flowcharts
My Work	Algorithm & Flowchart Answers

Sway Embedded

Sways are embedded in the notebook, these have text, graphics, videos and quizzes within them

How Computers Work

Computers might seem like very smart machines, but in reality, they are just boxes that follow instructions very quickly and accurately. As intelligent humans, we use our brains to carry out different tasks by writing computer programs (which are just a list of instructions). Computers can only follow these instructions if they are written in a language they understand.

There are lots of programming languages around that computers understand - it's up to you to pick the best one. Some popular examples are: HTML, Java, Python, C#, Ruby, but there's always more! We will be learning Python - the world's most popular



FHS Computing
@FHSComputing

Tracy Mutter
#MIEExpert
Falkirk High School



Forms Embedded

Forms / Quizzes can be embedded in the notebook, into a Sway or set as an assignment.

The Role of Admin Quiz

A quiz to finish of the topic on The Role of Administration

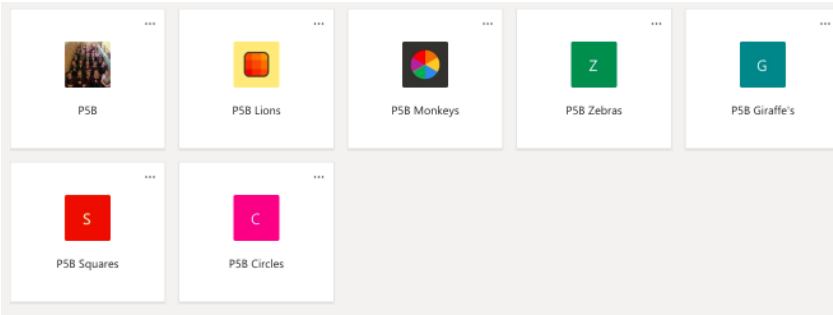
Hi Tracy, when you submit this form, the owner will be able to see your name and email address.

* Required

1. Which of the following are roles of the admin assistant? *



14:35
 H8 I have done spelling, reading, literacy assignment and maths assignment. I have also done my Rights Respecting work and am going for my daily walk.



Fiona Milligan. P5 Teacher. Westquarter Primary School @MissMilliganP5B

Over the last few weeks, my class have become more confident and are now more independent with navigating work through Teams. At the start of each week, I supply my children a Home Learning Grid which includes variety of suggested activities that they can complete over the week. This is to ensure that there isn't too much pressure on families at home and so they can complete the suggested tasks at their own pace. I try to keep the activities as active as possible, so the children aren't at their computer screens all day. For the written tasks the children are assigned, the children have been uploading these to their Class Notebooks. This keeps all their activities together and personal to them. This allows me to give feedback to the children whenever they upload and takes the pressure off daily deadlines.

We have also been completing activities which are allocated on Active Learn and Education City. For children who require additional challenge, I will post some extra resources for them to complete (this was based on feedback from parents).

Everyday, we have a Daily Check in via forms, where the children can confidentially tell me how they are that day and if there is anything that they need to tell me.

My children really enjoy being able to communicate with their friends and me through Teams and are enjoying the range of activities to choose from.

Other things I've...

Ordering 4 digit n...


Assignments

Rounding

My maths extras

Partitioning 3 Digi...

Pizza Hut challen...



Microsoft OneNote



Miss Milligan 09:32 Daily Check in 6th May 2020

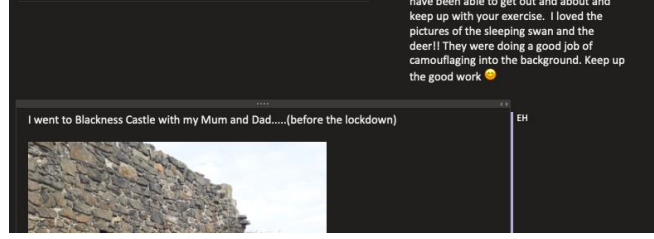
https://forms.office.com/Pages/ResponsePage.aspx?id=oyzTz4M4Wj0KvQctawUZKcGCMFQT3vtYsYh9P083KFUQIhLTKu4ODhaMFM2NFY3TEFRN1hNMkoyQS4u

Fill | Daily Check In

Even though we aren't in school, I still want to know how you're feeling! Every morning let me know 😊

forms.office.com

Some activities I've been doing....



Article of the Week

Click here for this Weeks Article

Create a sign with your name on - this could be with paper and pen, paint or a collage with indoor or outdoor materials. Can you write an acrostic poem with your name and words that describe you?

A coat of arms of a family, town or organisation is a special design in the form of a shield that they use as a symbol of their identity. Design your own coat of arms with things that represent your identity - perhaps the things you like to do such as hobbies or sports.

How can your name and nationality be respected?

What sort of things need to happen if you are to have your name and nationality respected?

What would you do? What should your duty bearers (adults) do?

Write them down.

In 2015 a French court said a couple couldn't call their daughter Nutella - like the chocolate spread. Some other countries also have rules about what you can and can't name a baby too - can you find out any of these countries and their naming restrictions? What factors do you think parents should consider when choosing a name for their baby?

Create something to represent your identity, such as the things you like, you as a person, what you enjoy and where you are from. It could be a song, a logo, a piece of art or dance... express yourself!

Find out what you must do to register a birth. Is it the same in England, Wales, Scotland and Northern Ireland?

Tweet any activities you complete and tag our class page @MissMilliganPSB with the hashtag above!

#RRSA

Learning

Over the last few weeks our pupils have been using Microsoft Teams as their main source of learning.

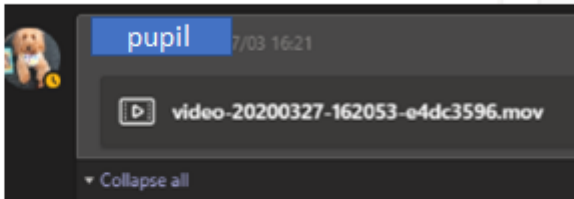
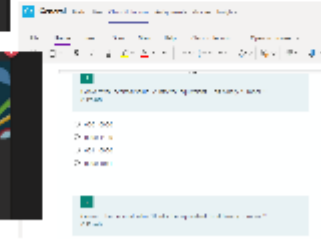
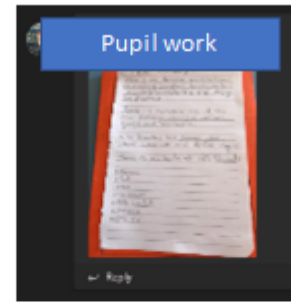
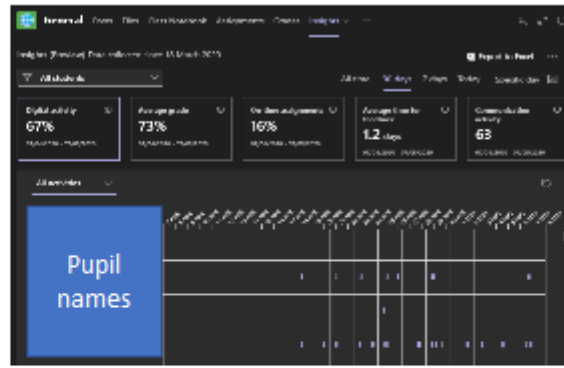
Team groups is able to:

- Ask questions to their teacher
- Share images, links and videos
- Access notes and documents stored on OneDrive
- Access a class OneNote
- Complete self marking Forms on OneNote

Teams are issued new assignments weekly.

Our school also shares work on the school and department Twitter feeds and the school website.

Pupils have also been directed to other platforms including; the Scratch website, YouTube, Scholar and the BBC bitesize Website.



Feedback

Pupils have returned work in various ways:

- Video clips
- Uploaded photos
- Completed word documents
- Completion of assignments.

The use of Insight is helping to monitor and track pupil engagement.




Microsoft Team
Microsoft Office

Garath Partridge
Grangemouth High School



Activity
Chat
Teams
Assignments
Calendar
Calls
Files

All teams



P2 Maddiston Primary

Genera

Common words

Handwriting and Word Aware
Health and Well being
I.C.T
Numeracy 123
Purity PurityLori
S.T.E.M
Sounds
Superheroes
Weekly Plan

Welcome to Teams!
Here you will find all your tasks and activities.



Each week we will put your tasks in the **weekly plan** channel. You could choose to do all of these tasks or just a few, it's up to you!

You will find the materials that go with each task under the 'files' section of the corresponding channel. Once opened each task slide is date so you know which one is for this week.

You will find the written task under the 'assignments' tab. Once you complete this you could send it as a file or a photo, we would love to see them!

Any home learning you want to share with us could be either sent as a photo in the 'general' channel chat or Twitter page.



Welcome to the P2 Team

This is our Teams guide

Team Chat
The Team chat is open on school days. It's not open during school holidays or staff inset days and is muted during these times.

Chin Wag
9-10am is **Chin Wag** time where children can chat with their friends. They can use emojis and gifs to brighten up their posts.

Sparkle Moments
We know the children are working really hard and there is no expectation for you to upload work daily. The children may choose 3 Sparkle Moments (if they wish) to post to the Team each week. If they want to share more learning it can be done through Twitter.

Tasks
There is no expectation for the children to complete all of the tasks in the weekly plan. These are ideas and our suggestion is that you choose 3 of these tasks to complete throughout the week, if you can.

Teachers
Miss Fergusson and Mrs Laccarini will alternate being available on the Team chat between 10-12pm and 1-3pm. The chat will be closed for lunch between 12-1pm.

and finally ...
We won't be issuing any extra tasks that are not already on the weekly plan. This is a challenging period for the children and we must be mindful of allowing enough family and outdoor time.

Snack and Chat!

Grab your snack and join in online for a chat. Remember we won't be able to see you, but you'll be able to see us.

Super important - no grown ups allowed!

See less

Snack and Chat
Thursday, May 7, 2020 @ 11:00 AM

<p>Numeracy</p> <p>Complete this week's challenges</p> <ul style="list-style-type: none"> Beat That Number Talk CLIC 	<p>Maths</p> <p>Your maths challenge has been assigned to you in Sumdog. This week it's fractions.</p>	<p>S.T.E.M.</p> <p>Choose one of the S.T.E.M. challenges to complete with a family member.</p>	<p>Skills for Life</p> <p>Choose your own clothes and get dressed by yourself.</p>
--	--	---	---

Handwriting

Practise this week's letters paying attention to their size and shape. You could practise on paper, in sand, shaving foam, back writing etc.

Week beginning 11th May 2020




I.D./Art

<https://www.falkirk.gov.uk/services/bin-rubbish-recycling/household-waste/what-goes-in-my-bin/>

Is your family putting the correct items in your bins? Test their knowledge.

<p>Spelling & Common words</p> <p>Use any of the strategies from the ideas cards to practise this week's words and sound(s).</p>	<p>Reading</p> <p>Read one of your Bug Club books, don't forget to complete the question bugs</p> <p>Try and listen to a borrow box story</p>	<p>Word Aware</p> <p>The word of the week is consequences</p> <p>Can you use this word in a sentence with a member of your family?</p>	<p>Writing</p> <p>Your writing task has been assigned to you. We look forward to reading it.</p>
---	--	--	---

Prase



Achiever

Well done to you, you have uploaded your 3 Sparkle moments for this week. Can't wait to see next week's work.

* The children are enjoying the opportunity to chat to their friends during 'Chin Wag' time
 * More children are engaging with the weekly Snack and Chat video call
 * The more shy children enjoy sharing their learning through assignments



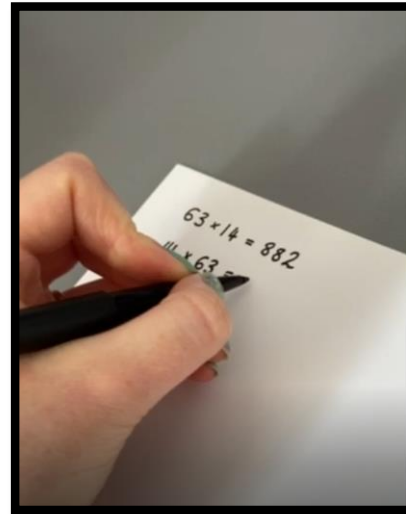
Weekly Approach

- In line with approach being taken across our learning community, tasks are uploaded via Assignments tab on Teams weekly. Five different curricular areas are covered and tasks can be completed at any point that week.
- Additional suggestions such as links to online opportunities like live lessons, author readings etc are shared via Twitter daily
- Weekly catch up call on a Friday with pupils – pupils get the opportunity to suggest some learning opportunities they would like to see the following week.

Distance Learning Approaches

Learning and Feedback


- Learning uploaded in the form of screenshots, Microsoft Documents, photographs, videos etc.
- Individual feedback given via the comments box.
- If greater level of detail is required, I film a short feedback video with examples and upload to teams, tagging relevant pupils.




Screenshot from pupil feedback video demonstrating the math strategy to try next time.

Celebrating Success

- Children are used to seeing and discussing each other's work. They take pride in their work being displayed throughout our classroom, school and corridors.
- Virtual 'Hall of Fame' channel seeks to replicate this digitally – children's work is shared alongside some positive feedback on a weekly basis.
- All children who submit work represented in some way.
- Hall of Fame examples with comments posted by pupils evidenced below:



I know the task said to do this as an imaginary person but I decided to do it on a real person so it was more authentic.

 **Miss Heron** 29/03 15:19
Great idea ;, very informative and a brilliant example of the kind of passenger that would have stayed in First Class 🙌🙌

P7 Carmuir Primary School – Mary Jalland

We aim to make learning flexible, realistic and not overwhelming for families so are offering choice and daily support on Teams and by Email. We began by offering the choice board, but the Engage, Experience, Empower activity has yielded better engagement and more enriching learning. How to present work is up to the child and should not require adult support. It is even possible to do all learning on a phone although we encourage a variety of activities.

Engage, Experience, Empower, Enrich

I set three open ended tasks per week based on a theme. The Engage task hooks the children in and gets them thinking. This is followed up by an Experience task to develop their learning and an Empower Task to creatively demonstrate their learning. As an extension there are extra enrichment tasks. The children communicate, submit and discuss their work on their class Team. They are shared via Wakelet. Here are some examples.

Japan

<https://wke.lt/w/s/rLpGr8>

Be an Architect

<https://wke.lt/w/s/Tbemhk>

Why We Do Research








<https://wke.lt/w/s/ff6P>

For those able to commit to more learning we also provide a choice board which links to video lessons across the curriculum. We are making use of Sumdog, StudyLadder, Buncee and Duolingo.

Choose a task a day. Send in work via Teams, Twitter or email.

#Remote Learning

Check Twitter and Teams daily for more suggestions.

Division Lesson https://wke.lt/w/s/ru1aeD 	SumDog 	Writing Write your teacher a letter about how you are getting on. Use at least 5 paragraphs.	Taskmaster Toilet Paper Keepie-Uppie challenge 
Multiplication Lesson https://wke.lt/w/s/Y_GYg5 	StudyLadder 	Reading A book of your choice.	Creative Make an entertaining short video about handwashing or home learning.
Art Lesson https://wke.lt/w/s/5scjBd 	Duolingo 	P.E. Make a fitness workout. Write the plan or make a video. (I'll try it out)	Baking To celebrate Mrs J's birthday – bake a cake (you'll have to eat it yourself!)

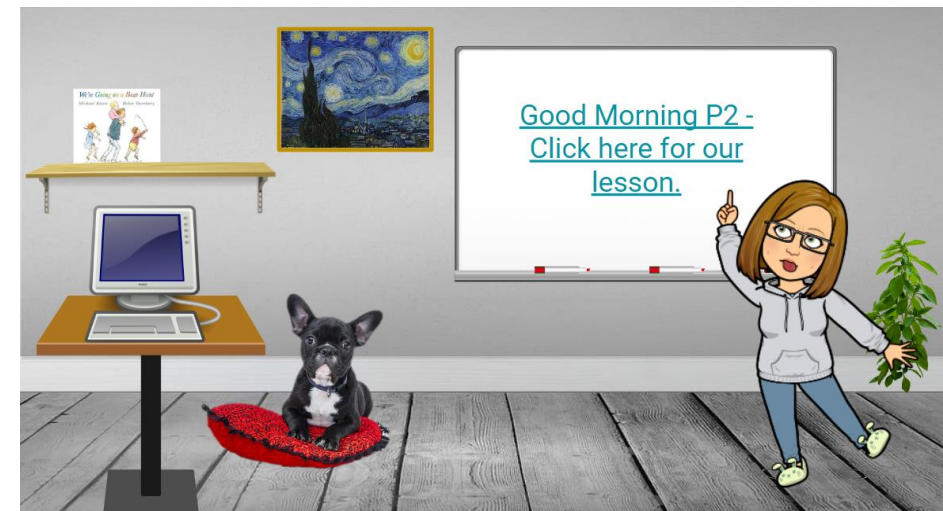
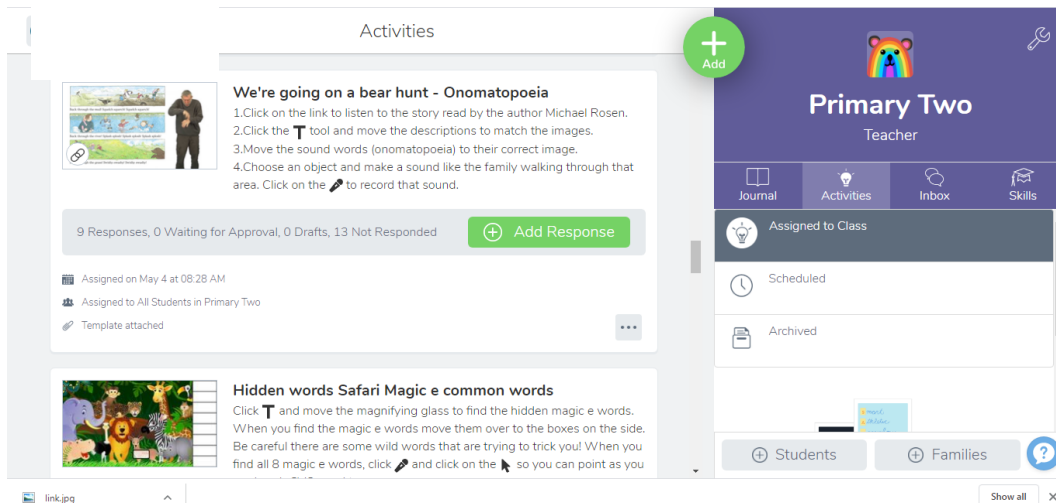


Seesaw in P2 – Caroline Mein P2 St Mary's Primary School



- We have been using the Seesaw Family app since December so it was easy to issue the Home Learning codes as children were already confident posting their work in the classroom.
- Really easy to share learning and give feedback. I have been able to share videos easily to maintain contact and share challenges that the children have made.
- Work is stored in individual folders for each child which can be saved as a record of their progress.

- I am experimenting with using a virtual Bitmoji classroom using Google Slides. I like the idea of bringing more of a daily class "feel" and for the children to discover the learning links each day. This links really well with Seesaw and can be shared using a pdf file.
- Each of the images or pictures have a hyperlink to either a game, video or quiz that the children can respond to.

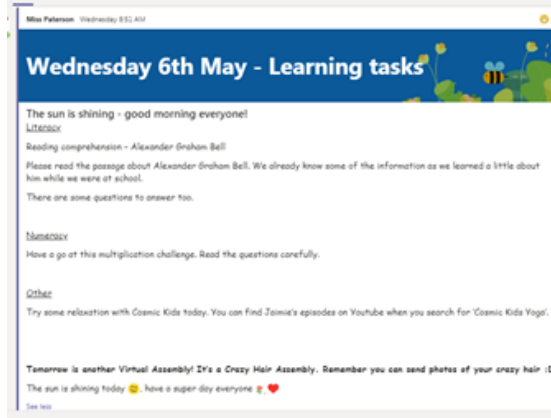
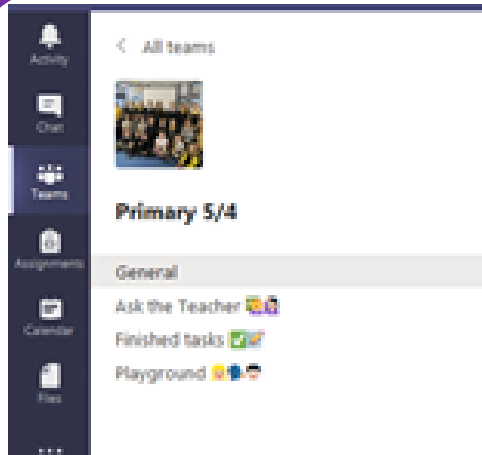




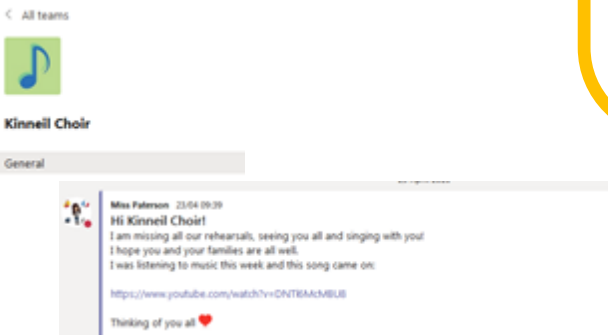
Primary 5/4 Kinneil PS Miss Paterson @MissPatersonKPS



P5/4 make use of our different class channels to access work, chat to me, upload finished tasks and chat to each other.



Learning tasks posted via announcements 3 times a week, with challenge days 2 twice a week.



I have created a Kinneil Choir Team to stay connected with our school choir. We have regular chats, post our favourite music and videos of our previous performances.



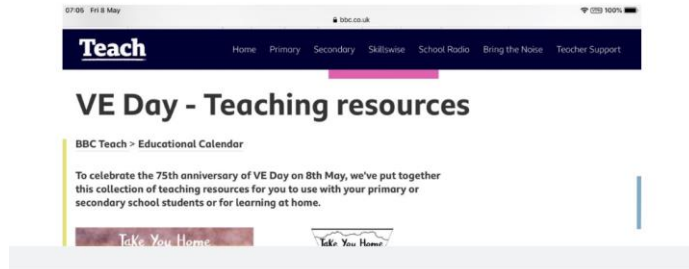
Regular updates about #MicrosoftTeams tasks are posted to the P5/4 class twitter page.



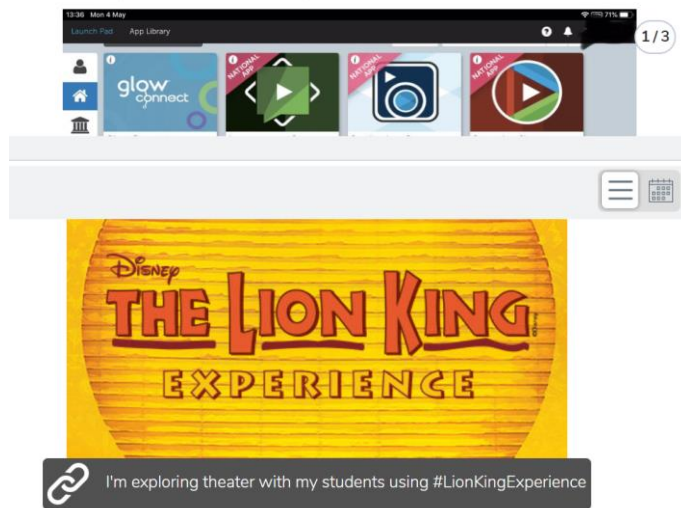
Each week we film and post virtual assemblies on our school Facebook page for our pupils and their families. The feedback has been very positive. The link to our Facebook feed on our school website is also added to our class teams pages for all pupils to access.



Morning, Enjoy your Bank Holiday. BBC Teach have resources linked to VE Day, which is today and the reason we have a Bank Holiday. Watch some of the videos and the Newsround Special and find out why we are celebrating today. Take care Mrs Simpson



When you log in to glow it take you to a page with lots of resources on it. Please explore these. There is a tile called Oxford Owl which has activities for literacy and numeracy. Please explore this might be something there you would like to do. There is a tile at the bottom of the page for Teams, this is where to go to chat. You will need to download the App., I am awaiting clarification in case there is another way to access Teams. I have added a few slides so you can see what it looks like. I had 1 student on chat this morning which was fabulous, however it would be lovely to have more of you there. Next chat is on Wednesday at 10a.m. Mrs Simpson



Carrongrange High School-Mike McGinley

- Seesaw
- GLOW
- Microsoft Teams
- YouTube
- Facebook
- StuddyLadder
- Sumdog

At Carrongrange High School we primarily use Sway in order to stay connected with pupils and assign online work. Staff also use GLOW for Microsoft Teams to provide work and access to apps. We also set up classes in StudyLadder where classes are assigned activities and given regular feedback.

Hi Folks Hope you are all well. I have sent a link to your GLOW email accounts so you can join Khan Academy. Send me an email to my GLOW account once you have managed to join and we will take it from there. Let me know if any of you have any problems joining. I will send you further instructions once you have all signed up.

April 28, 2020



Lifeskills Maths Mr McGinley Created: 6th Feb, 2019

8 students Statistics last 90 days							Print Passwords
	Correct Answers	Sessions	Last session	Pods	% attempted	Groups	Set Tasks
B...	0	0		n/a	2 of 19	0	Results
V...	20	1	25th Mar, 2020	2	6 of 19	0	Communicate
el...	0	0		n/a	0 of 19	0	Certificates
...	179	4	7th May, 2020	2	14 of 19	0	Student View
f...	0	0		n/a	0 of 19	0	Edit Class
ij...	65	3	25th Mar, 2020	2	16 of 19	0	Edit Groups
L...	0	0		n/a	3 of 19	0	
iks	94	7	28th Apr, 2020	2	16 of 19	0	

Happy Friday everyone

We've reached the end of another week in lockdown and I hope it's been a good one and that you are all safe. Miss Procek and I have been putting our heads together to provide a Drama task which we hope is relevant and fun. It's in the Pupil Zone of the school website under pupil learning, S1-3 subjects, Drama. The task is Life in Lockdown.

https://www.carrongrange.falkirk.sch.uk/_documents/%5B431086%5D52_Life_in_Lockdown.pdf

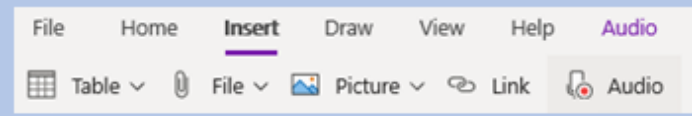
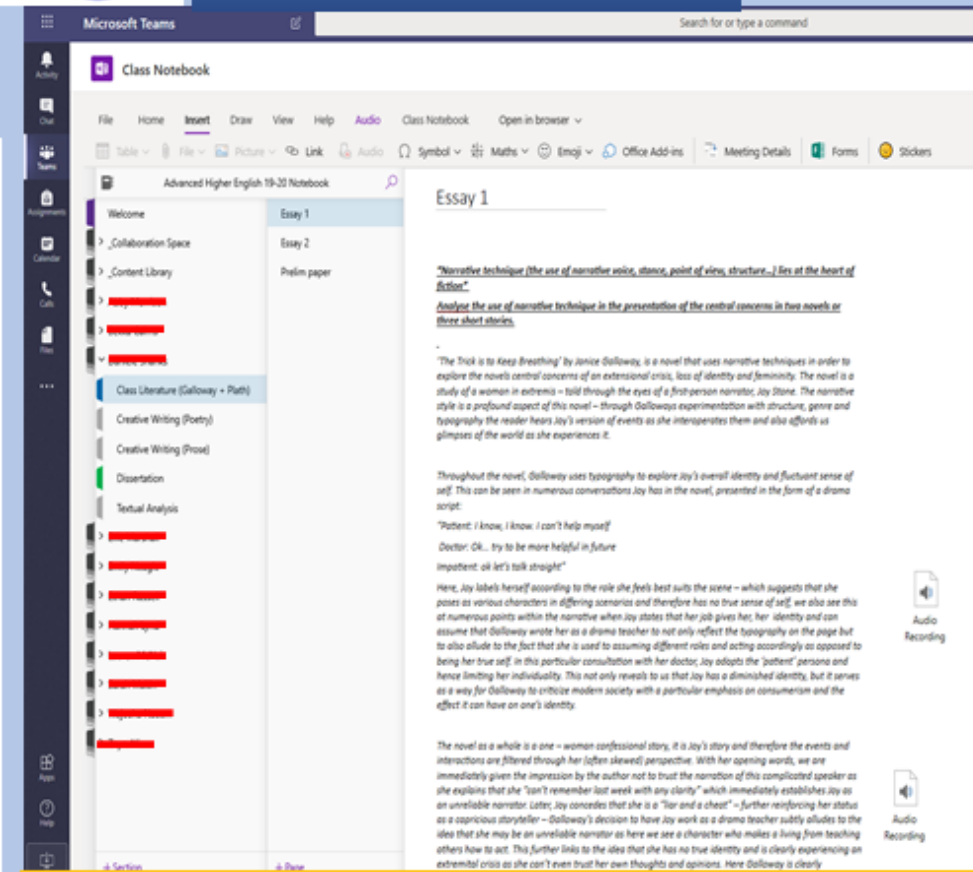
There is no pressure to complete the task but it's light-hearted and an opportunity for our Drama enthusiasts to showcase their talents and enjoy themselves.



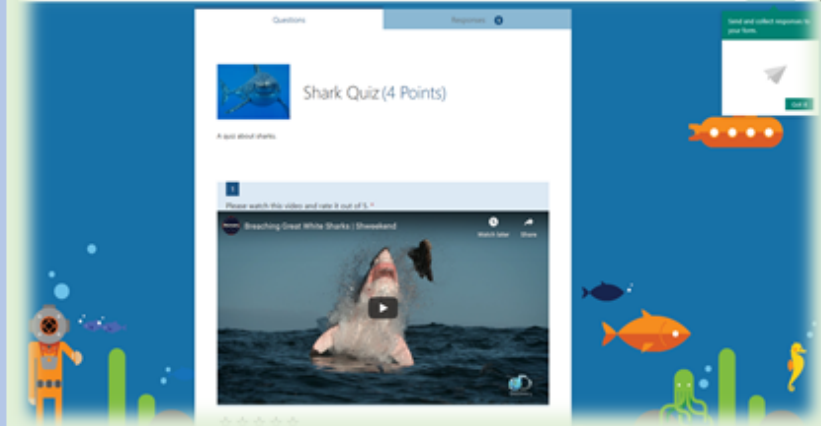
Use "Class Notebook" within Teams to receive pupil work.

Use 'Insert' > 'Audio' to record audio feedback.

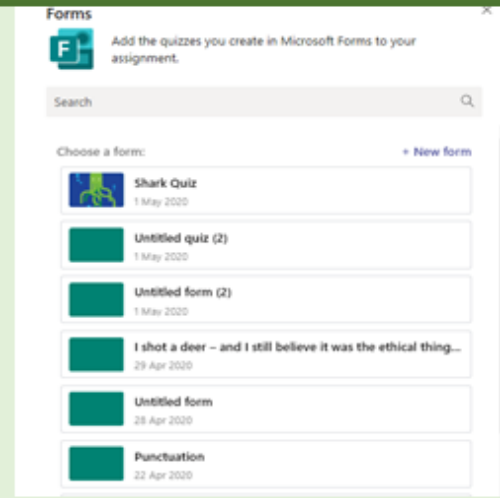
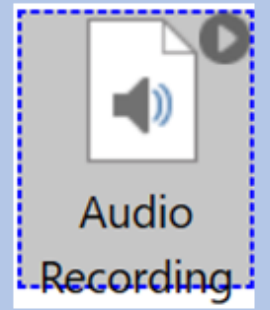
Pupils then log in to "Class Notebook", listen to feedback and make improvements.



Insert videos into "Forms" and use multiple choice questions to test knowledge.



Use 'Assignments' within Teams to set Forms which self-mark. Results are then tracked in the 'Grades' tab.



I have been using Teams to post messages and tasks to classes. The features in Class Notebook have been great for allowing pupils to share their responses and engage with feedback. I also find setting Forms as assignments has led to the most engagement from students. The multiple choice questions give students an instant score and I can add specific feedback too. The 'Grades' tab then acts as a digital marks book that allows me to track progress over a period of time.

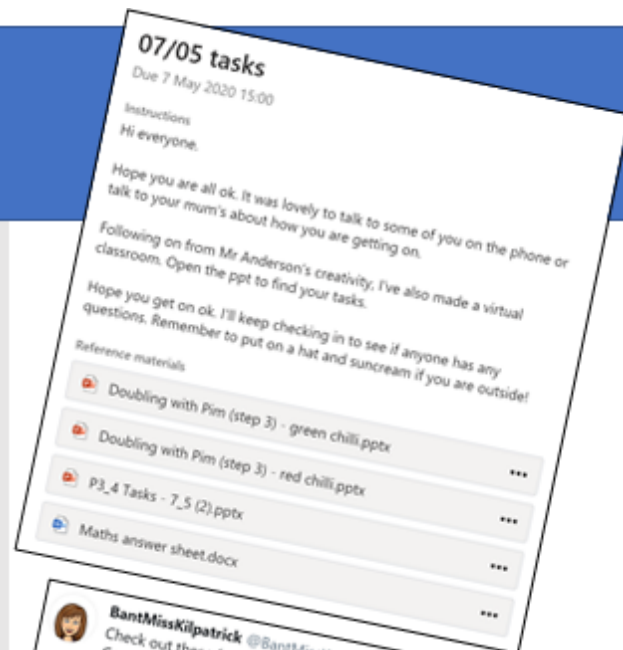

Gavin Morrison - Graeme High School

Class activities

- All our classes are using Teams to engage with pupils on a daily basis.
- Assignments are set on a daily basis with attached worksheets, links and teaching Powerpoints
- Pupils upload their complete tasks and submit their assignment or Tweet photos of their finished tasks.
- Feedback is left for pupils to say what they have done well or what to work on next time.
- Using Insights app to check who is engaging with online learning.
- Separate channels set up for teacher questions and pupil chat
- Using Sumdog to set maths, spelling and grammar challenges or practise on specific areas.
- Bug Club and Borrowbox being used to encourage reading.
- Purple Mash being used for IDL tasks or revision of maths tasks.
- Links to external online resources such as Joe Wicks, music challenges and STEM challenges.
- Class Twitter pages being used to relay daily tasks. Families tweeting their news and photos especially in younger years.

School activities

- Help videos posted on school Youtube channel for accessing Glow, Teams and Borrowbox
- School website updated with home learning section full of links & downloadable activities
- Staff dance video created and uploaded to Youtube
- Film of home learning made and tweeted
- Teachers using Forms to gather pupil thoughts and host family quizzes
- Virtual meetings using Teams with RACI team and SLT



Caroline Harper
Graeme High School

Assigned (6)

What equipment will you take? Due 5 May 2020 23:59	14/29 handed in 14 reviewed
Dr Ruth Bernard's Diary Due 5 May 2020 23:59	18/29 handed in 18 reviewed
Which pets will you take? Due 5 May 2020 23:59	13/29 handed in 12 reviewed
The Quest Due 6 May 2020 23:59	21/29 handed in 21 reviewed
Write your first chapter Due yesterday at 00:59	7/29 handed in 7 reviewed
Write chapter 2 Due 14 May 2020 23:59	4/29 handed in

Writing a Quest Novel with S1 into S2

Reading and planning through Forms

(We're going to find a vaccine for the Foul Black Plague)

Studio

- Uploads
- Live
- Filter
- Video







- Captured reading
Read some descriptions of scary to before writing how you get captures
7:02
- Writing Chapter 3
Add description
4:33
- Forest sounds and dangers
Add description
3:04
- Chapter 3 The Forest
Add description
2:02
- equipment
You will need equipment to go on y Quest. Find out what you can take.
3:27
- Pets

YouTube clips for teaching

Forms for questioning

Assignments for feedback

All through Microsoft
Teams

Meeting a monster - how to build tension. (S2 English F ENCFH [5746132][2019]) 0 Responses	The Minotaur (S2 English F ENCFH EngX [5746132][2019]) 4 Responses	Medusa (S2 English F ENCFH EngX [5746132][2019]) 4 Responses
 Planning Chapter 6 (S2 English F ENCFH EngX [5746132][2019]) 5 Responses	 Harry Potter and the Philosopher's Stone (S2 English F ENCFH EngX [5746132][2019]) 5 Responses	 The Riddle of the Sphinx (S2 English F ENCFH EngX [5746132][2019]) 6 Responses
 The Clashing Rocks - Reading (S2 English F [5746132][2019]) 5 Responses	 The Clashing Rocks - Reading (S2 English F [5746132][2019]) 5 Responses	 Planning Chapter 5 - the Jailer (S2 English F [5746132][2019]) 5 Responses

Larbert High School



Google Meets
Using Google Meets to deliver lessons and provide opportunity for pupil/teacher interaction.



Google Forms

Google Forms
Google forms have been used to supplement online resources and ensure pupils can articulate their learning and receive feedback on their work.



Digital Resources
Faculties have created a variety of digital resources, such as YouTube tutorial videos, to support learning. Check out this collaboration below from Expressive Arts.

<https://youtu.be/1DuDeWVie>



Online Tutorials
Staff have recorded tutorial videos through screencastify which have been uploaded to google classroom.



Google Sites

Google Sites
Faculties have created their own websites providing access to learning materials and links to interactive tasks.




Twitter

Each of our classes is on Twitter everyday. This is a great tool for interacting with our families. This is where many of our families share their home learning activities. Staff use this forum to share resources and lessons. @MsMiller_LVPS has recently used this as a way of sharing her weekly STEM lessons.

Each day we post a message from one of our staff members of our LVPS family

We have created a shared vision which is pinned to all class Twitter profiles. @LarbertVillage



Scratch

Many of our classes use Scratch with our ICT specialist Mr Fulton. Mr Fulton sent a letter to all our families asking if they would be interested in taking part in Scratch challenges online. So far we have 33 families signed up to this.

Mr Fulton used a Sway presentation to help parents/carers and pupils sign up to their online account.

Each project receives personal feedback and some are being shared on twitter. @MrFultonLVPS

<https://sway.office.com/RajRT6X6mT7pa5F4?ref=Link>

Day	A chance for	Timings
Missed You Monday	children to share stories from the weekend	10 - 11am 2 - 3pm
Chatty Tuesday	children to catch up with friends and teachers and ask any learning questions.	10am - 3pm
Thumbs Up Thursday	children to share things that have gone well or made us smile this week.	10 - 11am 2 - 3pm
Feel Good Friday	children to share how they are feeling and ways to stay positive and happy	10 - 11am 2 - 3pm

Microsoft Teams

We have created themes for each of our chat sessions. Our good practice has been shared with other schools who were interested in doing something similar.

Teams is also where we post our learning grids for P2 -7 fortnightly. This is full of activities for children to work on at home. It has a mixture of curriculum based activities and life skills.

Website

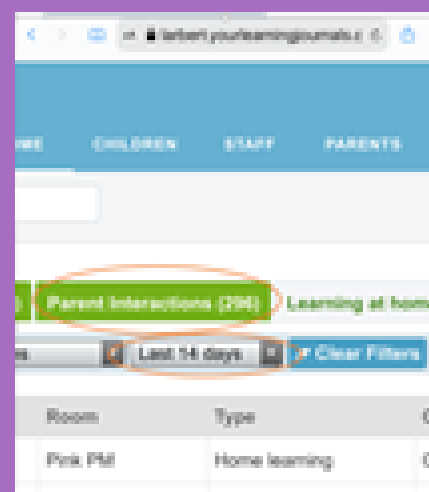
Our school website shares all our home learning guidance, grids and letters to keep families up to date during this period. It has been structured to make it easy for parents/carers to access all information easily.



Learning Journals

We use Learning Journals with our early years classes. It has increased levels of engagement with families. Parent feedback has been excellent.

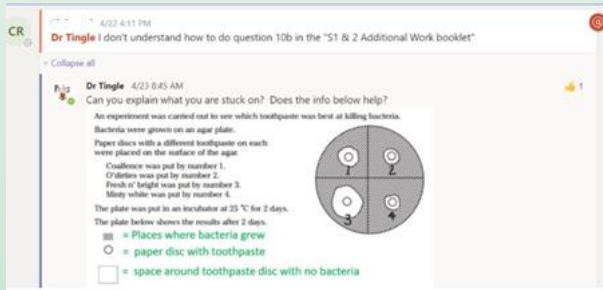
Parents tell us that their children are delighted to see videos of staff. Children join in with songs, stories and challenges. Staff can respond in a personal and confidential way to each family. It feels like a genuine partnership between school and home. This is where we share our monthly learning grids for our early years pupils.



Distance Learning at St Mungo's High School

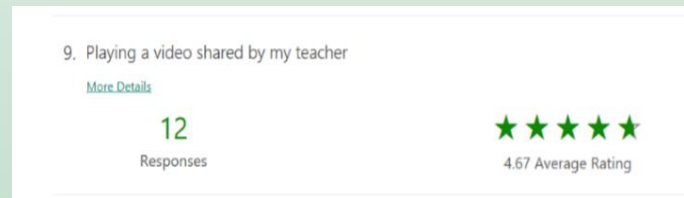
Science Faculty

Using a combination of video, PDF notes and Assignments



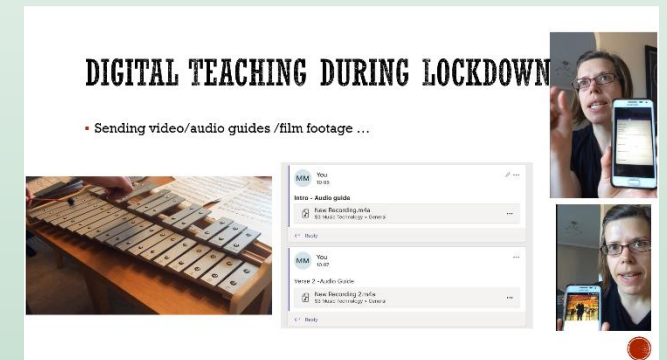
Distance Learning Tools

Digital Learning adapted to suit distance learning
Creating videos to deliver learning and using Forms, Teams Posts and Assignments to check learning, communicate and collaborate



Creative Faculty

Music using a combination of digital tools including Sway and MS Forms



Health & Wellbeing Faculty

Using MS Forms to evaluate pupil progress

Modern Languages Faculty

Using Sway and video to deliver content including speaking in French & Spanish
Using video to deliver individual feedback

May In-Service Day

Staff delivered 4 online in-service digital sessions via MS Teams Live Meetings

Maths Faculty

Using video to deliver new content

Technologies Faculty

Computing Science using Sway with embedded video and forms to deliver content and check learning
Business Education using PPT record to create videos to share new content



Miss Beattie
Primary 7
@DeanburnPS_P7B



Digital Home Learning

- Microsoft Teams set up for all classes, as well as a staff Team and an SLT Team to aid communication and share resources.
- Daily Tasks set for pupils on Teams and shared through Twitter, following what would be our normal timetable as much as possible.
- Documents uploaded into Files and screenshots/links shared each morning.
- Communication through Teams chat daily with pupils and different channels set up for different things - Chat Space, Ask the Teacher.
- New Transition channel set up in conjunction with Bo'ness Academy to share information and allow pupils to ask questions about the move to S1. Twitter page dedicated to P7 transition.
- Teams Video Meet Calls happen at least once a week, where I do a check in with the children and we chat about the work set and what other things they have been doing at home. Additional calls scheduled for specific reasons e.g. to introduce a new numeracy investigation.
- Glow Mail being used by pupils and parents to communicate and share examples of work.
- Children and parents using Teams and Twitter to share and showcase home learning tasks as well as extra activities.
- Pupils sharing documents completed online through OneDrive.
- Forms used through Teams to check children's knowledge and gather information.
- Sway embedded through Teams to give examples of learning activities for pupils in PE.
- Online learning sites such as Sumdog, Linguascope and Big Maths used to consolidate knowledge.
- You Tube videos used to help aid learning and as an introduction to new topics.
- Utilising lesson ideas provided through BBC Bitesize where appropriate.
- Pupils continuing to work on achieving their Bronze Award at home through iDEA.
- Home Learning Grids which don't require access to digital resources issued to pupils each month through email.
- Home learning packs issued to pupils before school closure with additional resources included.
- List of useful Numeracy and Literacy websites to support learning at home shared with parents.
- Use of Google Forms to allow pupils to complete 'Escape Rooms' online linked to learning in class.

P7B Deanburn Primary School 2019...

General

Ask Miss Beattie!

Chat Space

Transition

You
07:52

Monday's Tasks

Good morning my wonderful P7 team! 😊 I hope you are all well and had an enjoyable and relaxing weekend. Here we are back again at Monday! Here's a list of today's tasks! Miss Beattie 😊

Today's Tasks

Spelling
Literacy
Numeracy
Learning for Sustainability
Health and Wellbeing

You
09:38

Learning for Sustainability Task
Natural Disasters Home Learning Project
This week you should be continuing to research and create your PowerPoint. The deadline for this is most Friday, 29th May! Look carefully at the criteria given in the information section of the Home Learning Project, and ensure your PowerPoint follows the suggested structure.

You
09:52

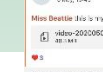
Health and Wellbeing Task
Transition Timetable Task - when you move into S1, one of the most important things you'll have to get to grips with is your timetable, what classes you've got when and where! I've created this task to help you have a look at the 'mock' timetable and the aim is to help you answer the questions below. You have 2 days, see more.

Literacy

The Clock Tower Extended Writing Task.docx
34 KB, Modified by Miss Beattie on 14/06
Iceland Advert Long Read Task Map.docx
89 KB, Modified by Miss Beattie on 14/06
THE YOUNG BUSKER BLANKETY BLANK.docx
64 KB, Modified by Miss Beattie on 13/05
Spelling wb 18.05.20.docx
25 KB, Modified by Miss Beattie on 13/05
Word Aware Tuesday.docx
121 KB, Modified by Miss Beattie on 13/05



Class Materials	Literacy
Week beginning 23rd March 2020	
Week beginning 30th March 2020	
Week beginning 11th May 2020	
Week beginning 4th May 2020	
Week beginning 18th May 2020	
Week beginning 20th April 2020	
Week beginning 27th April 2020	
Activity Grids Early First Second.pdf 2.9 MB, Modified by Miss Beattie	
May Second Level Scottish Reading Challenge...	
May Second Level Board Game.docx 1.4 MB, Modified by Miss Beattie	
Second Level Grid.docx 427 KB, Modified by Miss Beattie	
Literacy and Numeracy websites.docx 240 KB, Modified by Miss Beattie	
May Second Level Grid.docx 1.5 MB, Modified by Miss Beattie	
Film Literacy Bookmarks Set 1(1) (1).pdf 2.7 MB, Modified by Miss Beattie	
My Activity Book Yrs 7,11.pdf 23.9 MB, Modified by Miss Beattie	



Denny High School - Introduction to BSL through weekly Teams meetings with senior pupils.



Pupil feedback "BSL has been a really fun and refreshing experience for me – it's helped me significantly under the current circumstances to have this weekly contact and in a more social setting than a typical class. Being able to work through it alongside teachers rather than simply being instructed has benefitted us all, and being able to set goals and deadlines collaboratively keeps us all accountable. It's been such a supportive group and we will soon be able to enter the year with a new qualification to show for our work, as well as the ability to communicate with the D/deaf community."

Teacher feedback "Sharing this learning experience with our pupils has highlighted their maturity as we have learned a valuable life skill together whilst supporting each other through uncertain times. It has provided us with more structure to our week and is something we all look forward to as we miss our pupils a lot!"

Course Outline: The course contains 10 lessons and covers: Fingerspelling, Numbers, Colours, Deaf Awareness, Introductions, Family, Relationships, Descriptions, Hobbies, Time, Money, Days, Months, & Seasons, Food & Drink, Emotions, Relationships, Animals, Clothing, and Conversation. Also specialist vocabulary for education, medical, retail, transportation and home settings.

Assessments: Each lesson ends with an assessment that involves watching short BSL videos and answering questions. Using these interactive assessments we track our progress.

Certificate: Once we achieve 85% on the assessments for each lesson, and the final assessment, we are awarded a certificate to show that we have completed the course which is accredited by CPD. We have one lesson left to complete before our final assessment.