

## Your Silver Award!


Now that you have achieved your Bronze Award, where you could pick any book you wanted, it's time to broaden your horizons!

Now you must pick books which are from **DIFFERENT GENRES**. The idea behind this is that we are trying to challenge you to read things you might otherwise not have read; in this way you may find new genres and authors that you just love reading, but have never have even contemplated before now.

To give you an extra helping hand, you will find lists of suggested titles for various genres in the library. Just ask the Librarian where to find them.

## The Silver Rules

1. For this award you must read 10 books, crossing 10 different genres by 10 **different authors**.
2. You can choose your own genres from the list of 13 on the table on the next page.
3. For each genre there is a matching task which you must fill in once you have read your book.
4. After completing each task you must fill in not only the table at the front, but also write down the author and title on the task page too.



## YOUR SILVER AWARD CHART!

Category	Author & Title	Task (tick box)	Parent's signature	Teacher's signature
Action/Adventure				
A Comic Novel				
Information book / autobiography				
War/Conflict				
Historical Novel				
Animal story				
<b>Crime /Mystery</b> (READ THIS TASK <b>BEFORE</b> YOU START THE BOOK!)				
<b>Poetry*</b>				
Relationships				
Science-Fiction/ Fantasy				
Short Stories				
Thriller/Horror				
A story about a sport or hobby				

**Genre 1: Action / Adventure; A Day in the Life...**

**Title of book:**

**Author:**

Imagine you were involved in a moment of the action or adventure described in the book you have just read. Write the diary entry one of the characters might have written at that moment in time.

Use the space below to write your diary entry.

[illegible]

**Genre 2: Comic Novel: What's so funny?**

**Title of book:**

**Author:**




## Task 1

Books can amuse us or even make us laugh for a whole raft of reasons. Explain in the box below what it was about your book that amused you.

[illegible]

## Task 2

Now draw an event or a character from your book that you found particularly amusing.



## Genre 3: Information Book: Super Quiz

**Title of book:**

**Author:**

Information books are an invaluable source; we can seriously deepen our knowledge on a particular subject which we thought we knew quite a lot about but actually knew very little! Once you have read your information book, create a 10 question quiz based on the information you have read.



**Questions:**

- 1
- 2
- 3
- 4
- 5
- 6
- 7
- 8
- 9
- 10

**Answers:**

- |   |    |
|---|----|
| 1 | 6  |
| 2 | 7  |
| 3 | 8  |
| 4 | 9  |
| 5 | 10 |



## Genre 5: Historical Novel: Then and Now

**Author:**

Consider the questions below, then write down your responses.



1. In which period of history is the book set?
2. What are the main differences between then and now?
3. List some of the good and bad things about living in that period.
4. In which period would you prefer to live? Why?


This image shows a single sheet of white paper with horizontal blue ruling lines. The lines are evenly spaced and run across the width of the page. There are no margins, text, or other markings on the paper.

## Genre 6: A book about an animal: mini exploration

**Title of book:**

**Author:**

In the space below write down your answers to the questions below.



1. If someone were to pick up this book for the first time, what would you tell them about it?
2. Explain in what way the animal(s) feature in the book you have just read. Are they a main character for instance? Are they a companion? Explain as best you can.
3. Write down 5 things you learn about the main animal in the book.
4. What did you like about the book?
5. What did you NOT like about the book?
6. What do you think the writer could have done to make the book more interesting?

---

---

---

---

---

---

---

---

---

---

---

---

---

---

---

---

---

---

---

---

---

---

---

---



**Genre 7: Crime / Mystery: Can you predict the plot?**

**Title of book:**

**Author:**



When authors write crime or mystery stories they put in clues about the plot and characters to keep you guessing about what might happen next. Sometimes, as you are reading, you might predict what is going to happen based on what you already know. When you make a prediction it doesn't matter if you are right, what matters is that you've used the information you already have from the story to make a sensible guess at what will happen next.

Show your teacher your chosen book.

With your teacher's help decide on a point in the story that you will stop at to make three predictions about what you think will happen in the book.

**My stopping point will be:**

.....

When you reach your agreed stopping point STOP READING and write down your three predictions.

	Predictions!
1	
2	
3	

Now read on.

Once you have finished reading, answer the question below.


How accurate were your predictions? Explain.

## Genre 8: Poetry: Appreciation

**Title of book:**

**Author:**

Pick a book of poems. This could be a book of poems by one particular poet or an anthology of poems. An anthology is where you get a selection of poems from various authors all put together in one book. An anthology may be centred on a certain theme or may be simply an editor's own personal selection. It could even be a selection put together by a group of people.



You may choose to read the whole book of poetry or just dip in and out of it. Do make sure, however, that you cover a good third of the poetry book before you consider you are finished with it.

Having read a good amount of poems from your chosen book, you now have a choice.

1. Choose one favourite and copy it out in the box below. Remember to write down, also, the title and the poet.
2. Using what you have read as inspiration, write your own. You may need to write a rough draft first, before you write it out neatly in the box below.

If you don't have room below, feel free to use a separate piece of A4 and staple it to the back of the booklet.

### Genre 9: A story about relationships: Character Exploration

**Title of book:**

**Author:**

In the space below, answer the questions about the characters in the story you have just read. Answer as fully as you can.



1. Describe the main character in the story you have just read.
2. Now describe another character in the story who had some kind of relationship with your main character. This could be a father/son relationship, a friendship, a girlfriend/boyfriend relationship, basically any kind of relationship.
3. What was the relationship between the two characters at the start of the book?
4. How had the relationship changed or developed by the end of the book?
5. Did the book teach you anything about relationships and if so, what?

[illegible]

## Genre 10: Science Fiction / Fantasy: Character Creations

**Title of book:**

**Author:**

For this task you have a choice:

Either –

1. Choose an important and memorable character from the story.

Draw and label the character with information you think is important eg physical description, character traits, possible extra powers if that is relevant, background etc.

2. Imagine you have stepped into the shoes of the author. You decide to include a new character into the story. Draw this character labeling your character with important and relevant information eg physical description, character traits, specific extra powers, background and so forth.



A large empty rectangular box for drawing and labeling a character.

## Genre 11: Short Stories: a story exploration

Short stories are a very popular type of writing. Hundreds are published every day, in books, magazines and newspapers. Most of them appear once and are speedily forgotten. Many, however, continue to be read.



Find a collection of short stories. Read at least FIVE stories from the book that you have chosen.

**Title of book:**

**Titles of chosen stories and authors:**

	Title of story	Author of story
1		
2		
3		
4		
5		

### Your favourite story:

In the space below answer the following question on the story that you liked the **best**.

1. Write a paragraph explaining why you liked it so much. Consider the characters involved, the plot, the ending, the language used, the theme or anything else that meant for you, this particular story, was a winner.


[illegible]

## Genre 11: Thriller / Horror : Film Poster

**Title of book:**

**Author:**

Imagine the book you have just read has been made into a film. Design and create the film poster for the film. Either use the space or use a whole side of A4 and staple it onto the back of the booklet.



You should consider which actors you would like to star in the film, which director you think should direct it, colours that might be appropriate to the thriller / horror genre, appropriate symbols or illustrations and finally your layout. Most of all, it should make people want to see and pay money to watch the film, so it should be powerful!



## Genre 13: A story about a sport or hobbies: Advert

**Title of book:**

**Author:**

You are to design an advert for the hobby sport that featured in the story you have read. Your advert is advertising some classes to teach this hobby or sport. When considering 'audience' imagine this advert is to be placed in The Evening News, our local city newspaper.



or  
just  
new

In your advert you should have: an illustration of the hobby or sport, a good tag line that encourages your market to take up the classes, prices, times and dates, maybe even a quote from someone who's done it before? You should also consider colour, layout and general visual effect. You're out to make money, not just write down the basics, so make it attractive!

Use the space below or a separate piece of A4 and then staple that to the back of your booklet.

And Finally...



# The Library Olympics!

The best book I read was.....

by .....

because .....

.....

.....



My second favourite was.....

by .....

because .....

.....

.....



My third favourite was.....

by .....

because .....

.....

.....





