



## A guide for families

Seesaw is the main communication app that we use at Largs Early Years Centre. Your child's keyworker and other EYPs can send you photographs, videos, notes, links to websites/questionnaire's etc. This allows you to see what your child has been learning about at nursery and to share any relevant information. Each child has a unique code to access their journal, **codes should not be posted on social media or anywhere else on the internet**. If you can't get access to seesaw please see Irene at the office for a new code or speak to your child's keyworker. **Only staff can see what you post to your child's journal**. Every child has a special book that records lots of learning from their time at nursery and lots of learning will have been printed from their seesaw journal.

**The 4 main areas of seesaw are the journal, activities messages and notification icons.**



**Journal** – The journal is a record of children's learning over their time at Largs EYC. Staff may also share information to your child's journal such as your child's learning targets, anything left behind at nursery, upsets etc.

**Activities** – This is where staff may post learning activities such as: planning targets for the month and ideas to try at home, monthly communication focus, story of the month vote, family challenges etc. These are all just things you could try at home, please don't feel like you need to join in. **Any family engagement will be printed off and put in your child's special book.**

**Messages** – This is where you will find relevant information e.g. Monthly newsletters, closures/holidays, events (performances, special days, parties etc), lunch/tea menus, and staff sharing info on their roles (UNCRC, ECO, Makaton, Communication and more). You can also private message staff and staff may message you.

**Notifications** – You should look for the red dots located above the Journal, Activities or Messages. This will be an indicator that there are things for you to do, look at, and/or a comment or messages to read. **\*Check your phone settings to check you receive push notifications.**

# Messages






Largs Early Years Centre




Can't find the information you are looking for? Use the 'search tab' by typing a keyword in. You should then find all the messages relating to your search.




 **Messages** 




 **Largs Early Years Centre**

Announcement from Largs Early Years Centre    Fri  
Largs Early Years Centre: Please see the attached i...

 **Largs Early Years Centre Announcement: Stud...**

Announcement from Largs Early Years C... 13/03/2023  
Largs Early Years Centre: Please find attached a c...

 **Largs Early Years Centre Announcement: Stud...**

Announcement from Largs Early Years ... 18/02/2022  
Largs Early Years Centre: Please find attached the ...

 [Cancel](#)

## Messages

-  **Largs Early Years Centre** 23/01/2024  
Largs Early Years Centre:  
Please find attached a copy of the **holidays** for 2024 for term time and full year children.
-  **Largs Early Years Centre** 11/09/2023  
Largs Early Years Centre:  
Please find attached a copy of the **holidays** and closures for 2023- 2024 for our term time and fu...
-  **Largs Early Years Centre** 28/04/2023  
Largs Early Years Centre:  
Just a reminder the centre is closed on Monday 1st and Monday 8th May for the public **holiday**...
-  **Largs Early Years Centre Announ...** 14/10/2022  
Largs Early Years Centre:  
quick reminder that all our term time pattern

### Information that may be shared:

- Newsletters
- Holidays
- Lunch Menus
- PATHS Info
- Communication Tips & Info
- Makaton Info / Makaton Monday Videos
- UNCRC Monthly Focus & Info
- ECO Focus & Info
- Parent Workshops
- Information about what's going on in the community.
- Questionnaires
- School & Nursery Registration links.

\*You can reply to the sender of the messages.

\* As there are 3 intakes August, January & April - we may share some of the same information, so new families are aware of everything we do at Largs EYC.

Messages will come up as 'New'.

As we may post several messages at the same time, just scroll up till you see 'New' to see the latest info.



 **New**

Largs Early Years Centre | 09:49



A little introduction/recap of our PATHS programme. This nurture based programme has been designed to meet the well-being needs of the children with links to the Curriculum for Excellence, Building the Ambition and the UNCRC. It will be delivered on a weekly basis as a small group activity with your child's key worker. The sessions will be play based learning with the use of puppets, books and props in a nurturing environment. The principles of PATHS, such as the Golden Rules and the promotion of positive interactions are supported and reinforced throughout each nursery day. Please see this PATHS leaflet for further information and should you have any questions don't hesitate to contact your key worker for more details.

Thank you, Largs Early Years 🌱🐢

# Activities



Journal



Activities



Notifications

Staff will use this tool to upload:

- Planning Post (Share learning targets within the room & ideas to try at home).
- Story of the Month Vote.
- Communication Monthly Focus & ideas to try at home.

We will assign activities to all students or the students relevant to the post for e.g. Below is the planning post for the 3-5 room, so only children in the 3-5 room have been selected.

Monday, February 19

**Planning 3-5 19th Feb- 15th March 24**  
\*See caption on first post for information 😊

\*We will now share our planning posts this way. These are learning bundles/targets are working on in the 3-5 room. They are changed every 4 weeks, and are picked by looking at all the children's targets and choosing the ones suitable (you will have had a meeting in January with your child's keyworker to go over these).

\*Laurie is changing the home corner into a shop, if you are able to bring in items such as milk and juice bottles, empty boxes for bars, cereal etc. To engage the children in their role play 😊

Waiting for Response


Assigned on Feb 19 at 06:59

**These are all just things you could try at home, please don't feel like you need to join in. Any family engagement will be printed off and put in your child's special book.**

**\*I will archive these each month so you aren't left with a constant notification😊. The notification will disappear if you respond.**

## How to post to seesaw?

1. Tap/Click the add button



2. Tap/Click one of the icons



Photo



Drawing



Video



Upload



Note



Link

- 3.




Add a caption


- 4.



Click the tick button to add post.

# How to use the various tools


 **The Photo Tool**




The photo tool allows students to take pictures of their work. When you tap the photo tool you will be able to take a photo using your device to add directly to Seesaw. Make sure you "allow" camera access when prompted!

You can use this tool to:

- Add images of student work
- Document experiences
- Simultaneously draw and record audio

 **The Video Tool**



The video tool allows students to take videos. When you tap the video tool, you will be prompted to "select or drop a file" or "record a video." This means students can upload an already created video OR record one live to add to their journal.

You can use this tool to:

- Record reflections
- Document experiments
- Create tutorials for other students
- Practice reading skills

You can use this tool to:

- Video of your child signing in Makaton.
- Singing, telling a story.
- Activities they are joining in with for e.g. climbing, bowling, riding a bike.

Helpful features allow you to:

- Use drawing, labels, shapes and more on top of your video
- Resize your video to fill part of your canvas, making space for creating other content alongside the video

## The Upload Tool



The upload tool allows you to add files to your Seesaw classroom. You can connect [Google Drive](#) to easily add files and slides directly from your Drive account.

You can use this tool to:

- Upload and annotate items from Google Drive
- Add files to annotate from your computer to Seesaw

WOW wall is displayed in the corridor above the learning packs.



Not all learning takes place in nursery, so we have a 'WOW Wall' which displays children's achievements outside of nursery. You can upload a picture/pictures of the achievement onto **seesaw** and caption it with a sentence to explain briefly why you are proud of your child. We have a folder called 'WOW Wall' which you can sort your post into before finishing your upload.

**Examples of WOW moments you might like to tell us about include:**

- Learning how to ride a bike.
- Being brave with an injury.
- Moving up a class or receiving a certificate at a club e.g. swimming gymnastics.
- Sleeping in their own bed.
- Climbing a hill or walking far.
- Helping with chores at home.
- Learning a new skill.
- Getting dress independently.
- Trying something new for the first time.

Every achievement is important and we want to celebrate them together. Your child can show their photos at their keygroup time and a print out of their WOW moment will also be included in their special book.

We would love to see pictures of children joining in with our home learning packs (Our literacy, numeracy, health & wellbeing packs & lending library are able to be accessed from the corridor at any time. If you would like one of our Ziggy Go Safe packs, Eco bags, PATHS bags please speak to a member of staff.

You can share photos from what you've been up to at home, holidays, the weekend etc. These allow the children to show and tell at their group time.

In your child's personal care plan we ask for pictures of the **special people** in your child's life and who also may do the **drop off/pick up** so that staff can become familiar with everyone.

**\*We will add these uploads to the children's special books.**

**Staff** will upload to your child's journal if they are on the proud cloud. This is for achievements within the centre☺.



In both the 2-3 and 3-5 room we have a 'Proud Cloud' display in the literacy areas. Staff will recognise something in the room that they are proud of a child for doing (individual to them) and they can be put on the proud cloud.

Examples of proud cloud moments:

- Being kind to a friend
- Riding a bike with no stabilisers
- Trying new activities or foods
- Using Makaton/communicating new words.
- Adapting to new routines and sessions.

## ^ The Drawing Tool



The drawing tool allows students to create digital artwork. When you tap the drawing tool, you will be shown a blank canvas on which to create your work. There are a variety of drawing, photo, and labeling tools to choose from, as well as a full rainbow of colors to make your creation your own!

Helpful features allow you to:

- Simultaneously draw and record audio
- Add a photo collage
- Show what you know
- Add backgrounds and shapes using the ... tool
- Create art with expressive pens

Children love to use the drawing feature to create artwork.

You can use this tool to:

- Share your child's drawing/writing progress.

## ^ The Note Tool



The note tool allows you to write and publish text notes. When you tap this tool, you will be shown a lined page where you can type directly.

You can use this tool to:

- Let your child's keyworker know if they will be off, any holiday dates etc.
  - If they have had any upsets before coming to nursery, not a great sleep etc.
  - Lost items, anything left behind at nursery.
  - Any queries.
- \*Please don't post personal info
- \*You can also use the 'Messages' tab to share this information with keyworker.