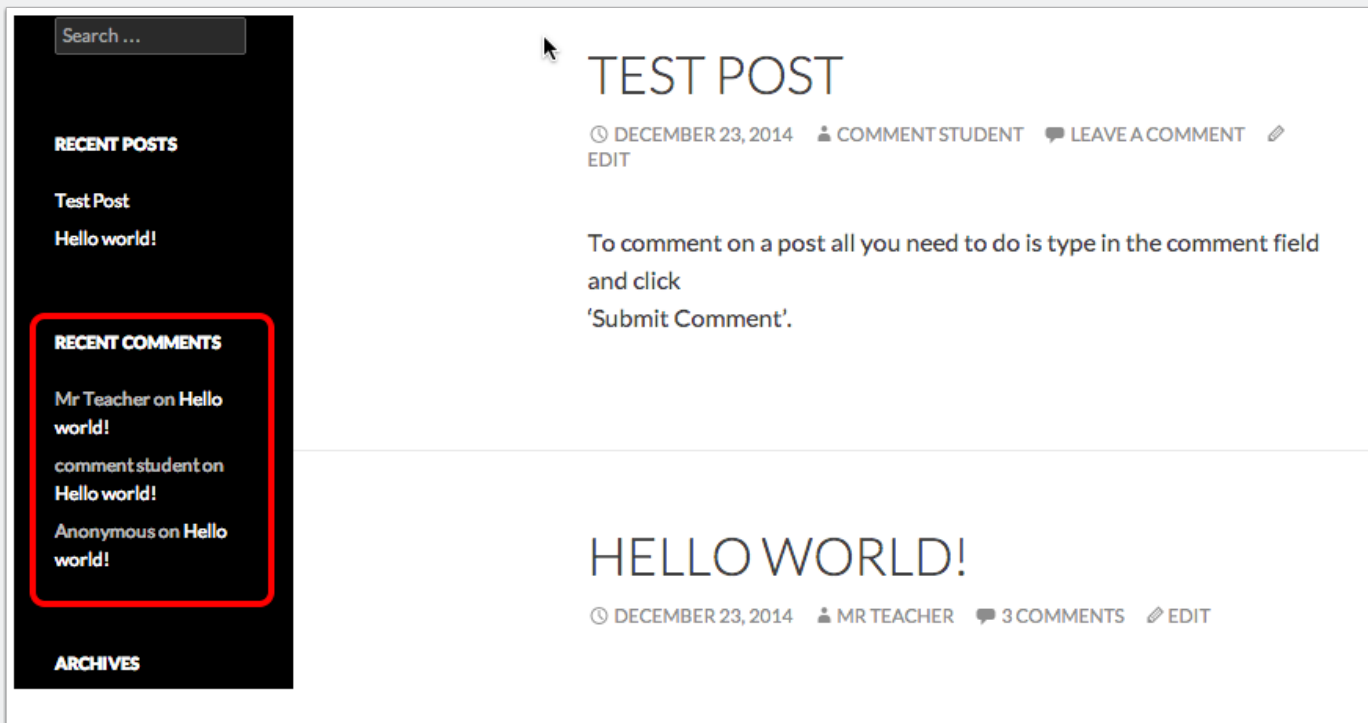


# Widgets

Widgets are used to add features and functionality to the sidebar (usually) of your blog. Widget placement is dependent on themes.

## Widgets

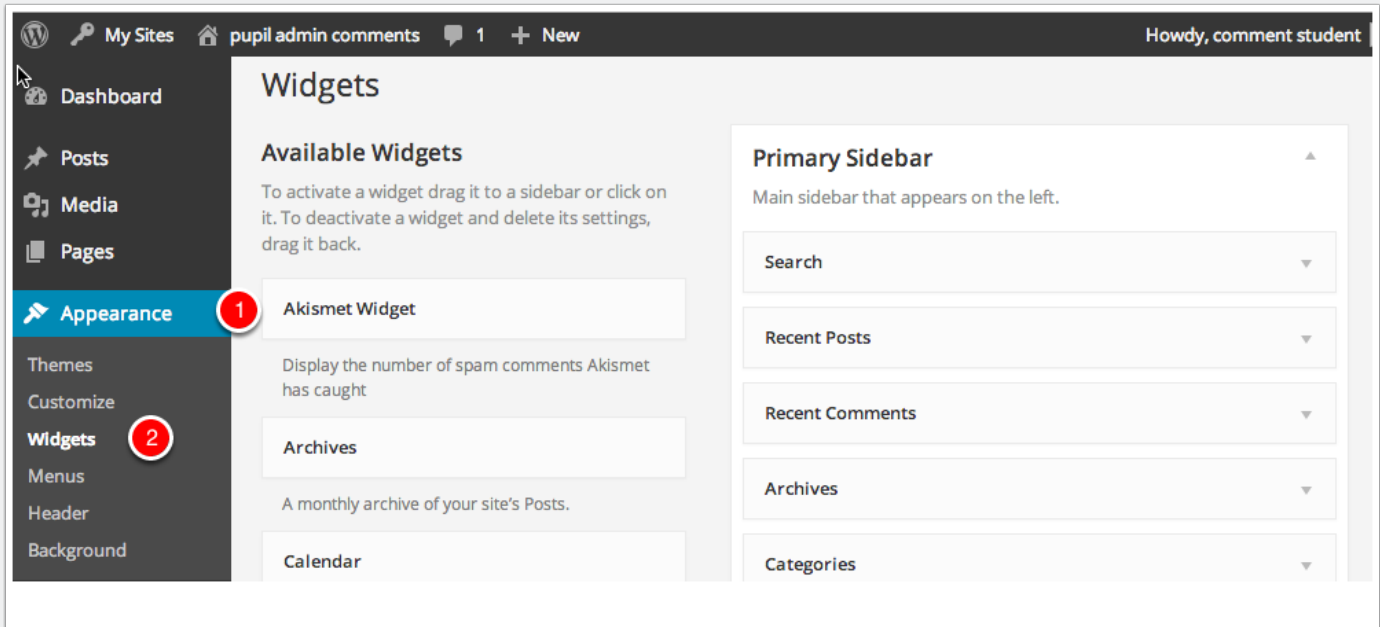
This blog has just been created with a standard set of widgets.



The screenshot displays a WordPress blog layout. On the left is a dark sidebar containing several widgets: a search box, a 'RECENT POSTS' widget listing 'Test Post' with the text 'Hello world!', a 'RECENT COMMENTS' widget (highlighted with a red border) listing three comments, and an 'ARCHIVES' widget. The main content area features two posts. The top post is titled 'TEST POST', dated 'DECEMBER 23, 2014', by 'COMMENT STUDENT', and includes a 'LEAVE A COMMENT' link and an 'EDIT' link. The post content reads: 'To comment on a post all you need to do is type in the comment field and click 'Submit Comment''. The bottom post is titled 'HELLO WORLD!', dated 'DECEMBER 23, 2014', by 'MR TEACHER', and includes a '3 COMMENTS' link and an 'EDIT' link.

## Widgets Dashboard

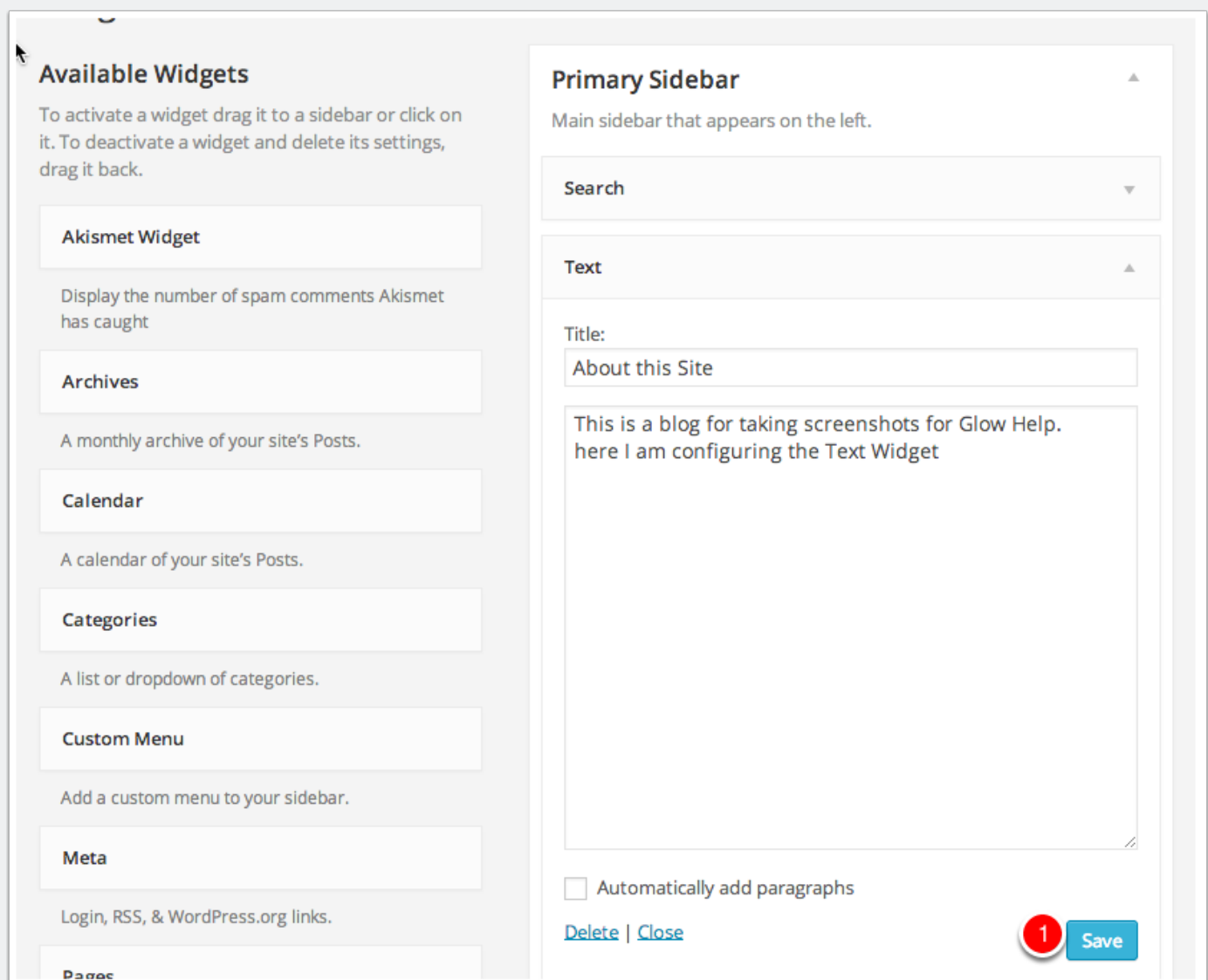
You can access the widget dashboard from the Appearance section. You may have to show that section using the drop down disclosure arrow.



## Adding Widgets

On the Widget page of your dashboard you add widgets to the sidebar by dragging them.

After adding widgets many need to be configured. For example adding a **text** or **about** widget will need some text filled in. The Widget will need to be Saved **[1]** too.



The screenshot displays the WordPress Widgets interface. On the left, under "Available Widgets", several widgets are listed: Akismet Widget, Archives, Calendar, Categories, Custom Menu, Meta, and Pages. On the right, the "Primary Sidebar" is shown with a "Search" widget and a "Text" widget. The "Text" widget is active and shows a "Title" field with the text "About this Site" and a text area containing the content: "This is a blog for taking screenshots for Glow Help. here I am configuring the Text Widget". At the bottom of the widget configuration, there is a checkbox for "Automatically add paragraphs" which is unchecked, and a "Save" button with a red notification bubble containing the number "1".

## Text Widget

The above widget on the side bar. We have also added a Tag Cloud Widget.

