

CLD Young People Survey: Summary report

This report was created on Wednesday 01 July 2020 at 15:12.

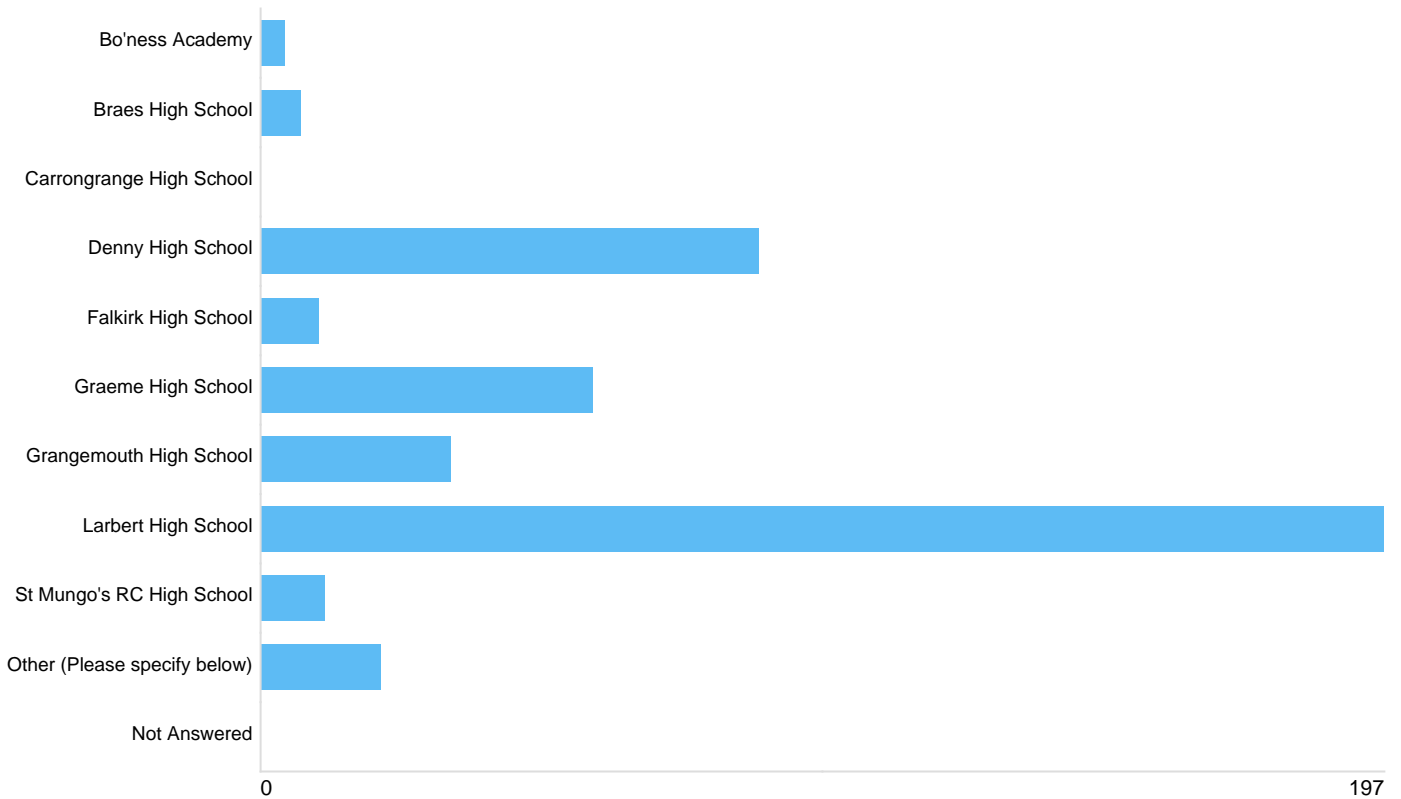
The consultation ran from 04/06/2020 to 26/06/2020.

Contents

Question 1: What educational establishment do you attend?	2
What education establishment do you attend?	2
Other (Please specify)	2
Question 2: What area of Falkirk do you live in?	3
What area of Falkirk do you live in?	3
Question 3: What age are you?	5
What age are you?	5
Question 4: What gender do you identify as?	7
What gender do you identify as?	7
Other (please specify)	7
Question 5: Are you currently attending one of the School Hubs? (Please only answer if you are a child of a frontline/essential worker)	8
Attending Education Hub	8
Question 6: Is there anything you would like to learn more about?	8
Is there anything you would like to learn more about?	8
Question 7: How often do you engage with online learning?	9
How often do you engage with online learning?	9
Other (please specify)	9
Question 8: Please rate the level of your concern regarding the impact of coronavirus (COVID-19) on the following topics	10
Level on concern on the following subjects - Future	10
Level on concern on the following subjects - Mental Health and wellbeing (of others)	10
Level on concern on the following subjects - Physical Health and wellbeing (of others)	11
Level on concern on the following subjects - Social Relationships	11
Level on concern on the following subjects - Ability to look out for/care of others	12
Level on concern on the following subjects - School, College and University closures	12
Level on concern on the following subjects - Physical Health and wellbeing	13
Level on concern on the following subjects - Exams and course work	13
Level on concern on the following subjects - Employment situation	14
Level on concern on the following subjects - Mental Health and wellbeing	14
Level on concern on the following subjects - Financial situation	15
Other (please specify with level of concern)	15
Question 9: How have you been filling your time during lockdown?	15
How have you been filling your time during lockdown?	15
Question 10: Do you know where to access information you need during this time?	15
Do you know where to access information you need during this time?	15
If yes/sometimes, please provide an example of where you access information	16
Question 11: Which of these Services would you benefit the most from just now?	16
Which of these Services would you benefit the most from just now?	16
Other (please specify)	16
Question 12: Is food a concern for you during the COVID-19 lockdown?	16
Is food a concern for you during the COVID-19 lockdown?	16

Question 1: What educational establishment do you attend?

What education establishment do you attend?



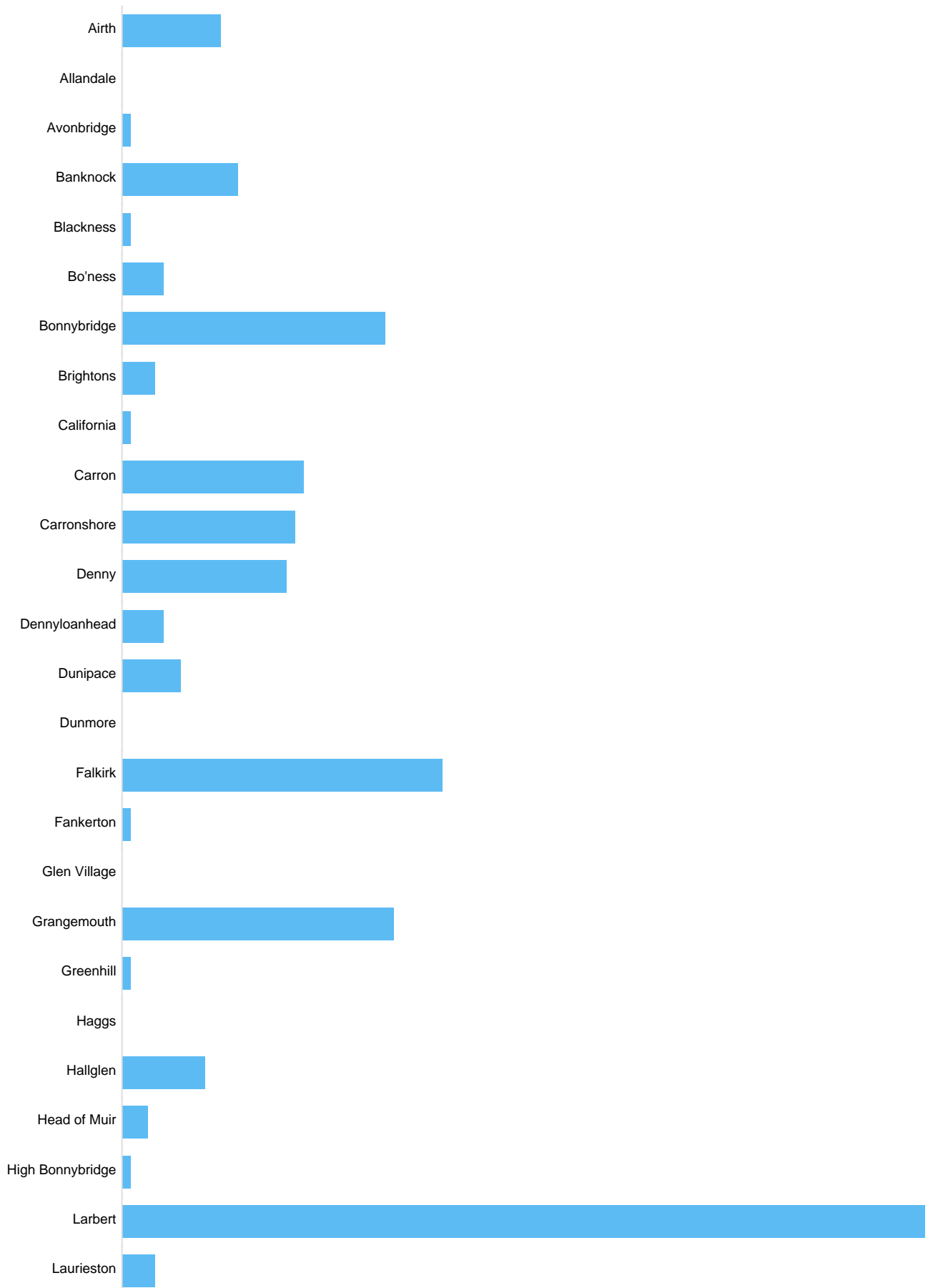
Option	Total	Percent
Bo'ness Academy	4	0.93%
Braes High School	7	1.64%
Carrongrange High School	0	0%
Denny High School	87	20.33%
Falkirk High School	10	2.34%
Graeme High School	58	13.55%
Grangemouth High School	33	7.71%
Larbert High School	197	46.03%
St Mungo's RC High School	11	2.57%
Other (Please specify below)	21	4.91%
Not Answered	0	0%

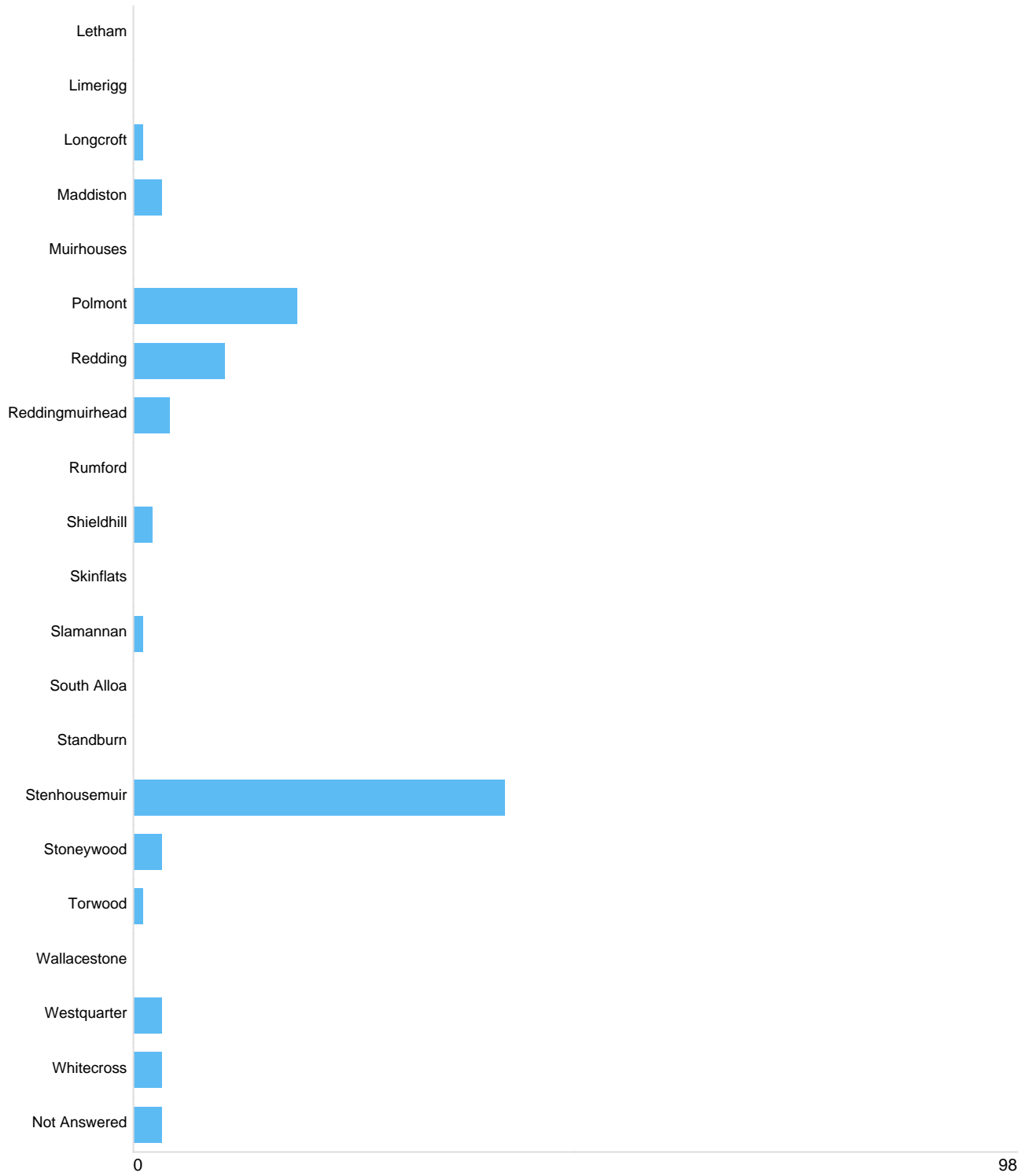
Other (Please specify)

There were 21 responses to this part of the question.

Question 2: What area of Falkirk do you live in?

What area of Falkirk do you live in?



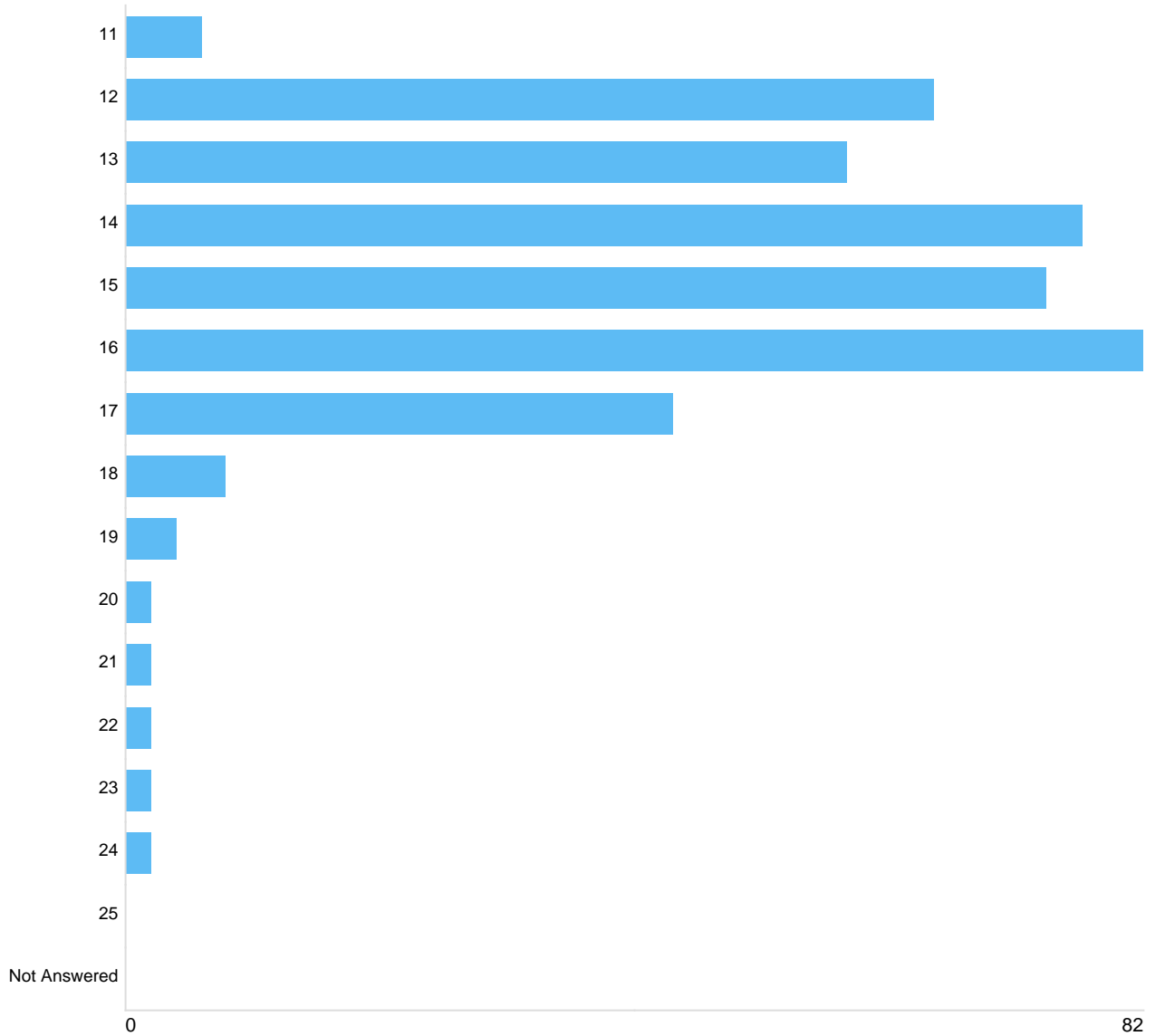


Option	Total	Percent
Airth	12	2.80%
Allandale	0	0%
Avonbridge	1	0.23%
Banknock	14	3.27%
Blackness	1	0.23%
Bo'ness	5	1.17%
Bonnybridge	32	7.48%
Brightons	4	0.93%
California	1	0.23%
Carron	22	5.14%
Carronshore	21	4.91%
Denny	20	4.67%
Dennyloanhead	5	1.17%
Dunipace	7	1.64%
Dunmore	0	0%
Falkirk	39	9.11%
Fankerton	1	0.23%
Glen Village	0	0%
Grangemouth	33	7.71%
Greenhill	1	0.23%
Haggs	0	0%
Hallglen	10	2.34%
Head of Muir	3	0.70%
High Bonnybridge	1	0.23%
Larbert	98	22.90%
Laurieston	4	0.93%
Letham	0	0%
Limerigg	0	0%
Longcroft	1	0.23%
Maddiston	3	0.70%
Muirhouses	0	0%
Polmont	18	4.21%
Redding	10	2.34%
Reddingmuirhead	4	0.93%
Rumford	0	0%
Shieldhill	2	0.47%
Skinflats	0	0%
Slamannan	1	0.23%
South Alloa	0	0%
Standburn	0	0%
Stenhousemuir	41	9.58%
Stoneywood	3	0.70%
Torwood	1	0.23%
Wallacestone	0	0%
Westquarter	3	0.70%
Whitecross	3	0.70%
Not Answered	3	0.70%

Question 3: What age are you?

What age are you?

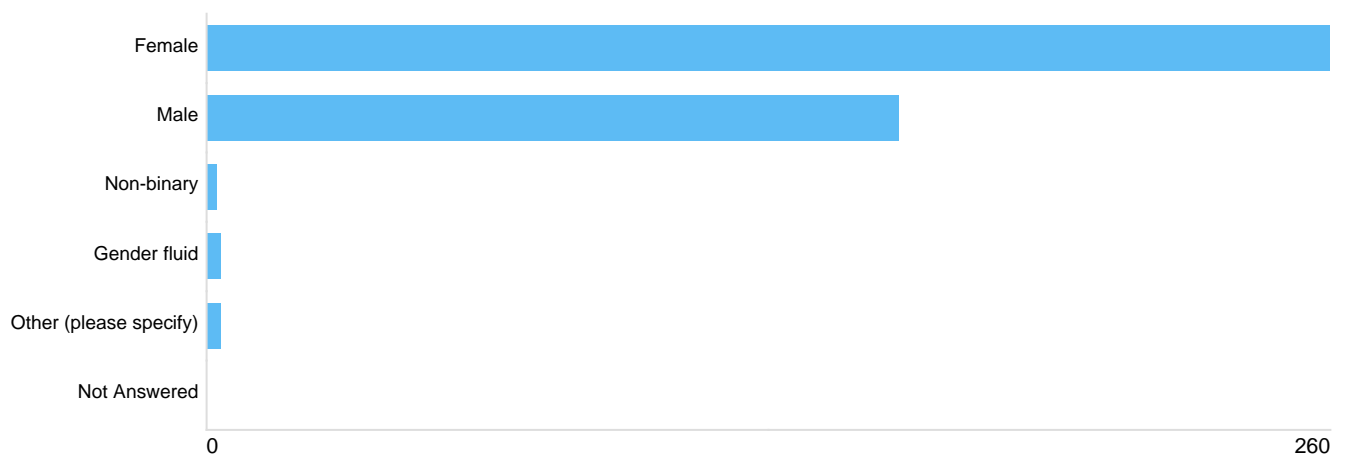
Falkirk Council



Option	Total	Percent
11	6	1.40%
12	65	15.19%
13	58	13.55%
14	77	17.99%
15	74	17.29%
16	82	19.16%
17	44	10.28%
18	8	1.87%
19	4	0.93%
20	2	0.47%
21	2	0.47%
22	2	0.47%
23	2	0.47%
24	2	0.47%
25	0	0%
Not Answered	0	0%

Question 4: What gender do you identify as?

What gender do you identify as?



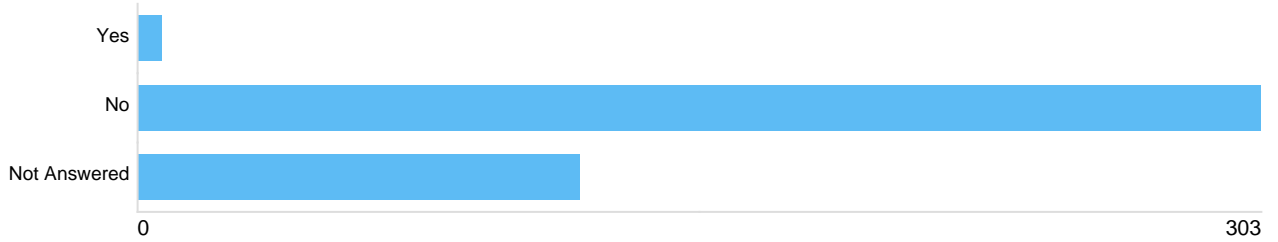
Option	Total	Percent
Female	260	60.75%
Male	160	37.38%
Non-binary	2	0.47%
Gender fluid	3	0.70%
Other (please specify)	3	0.70%
Not Answered	0	0%

Other (please specify)

There were 4 responses to this part of the question.

Question 5: Are you currently attending one of the School Hubs? (Please only answer if you are a child of a frontline/essential worker)

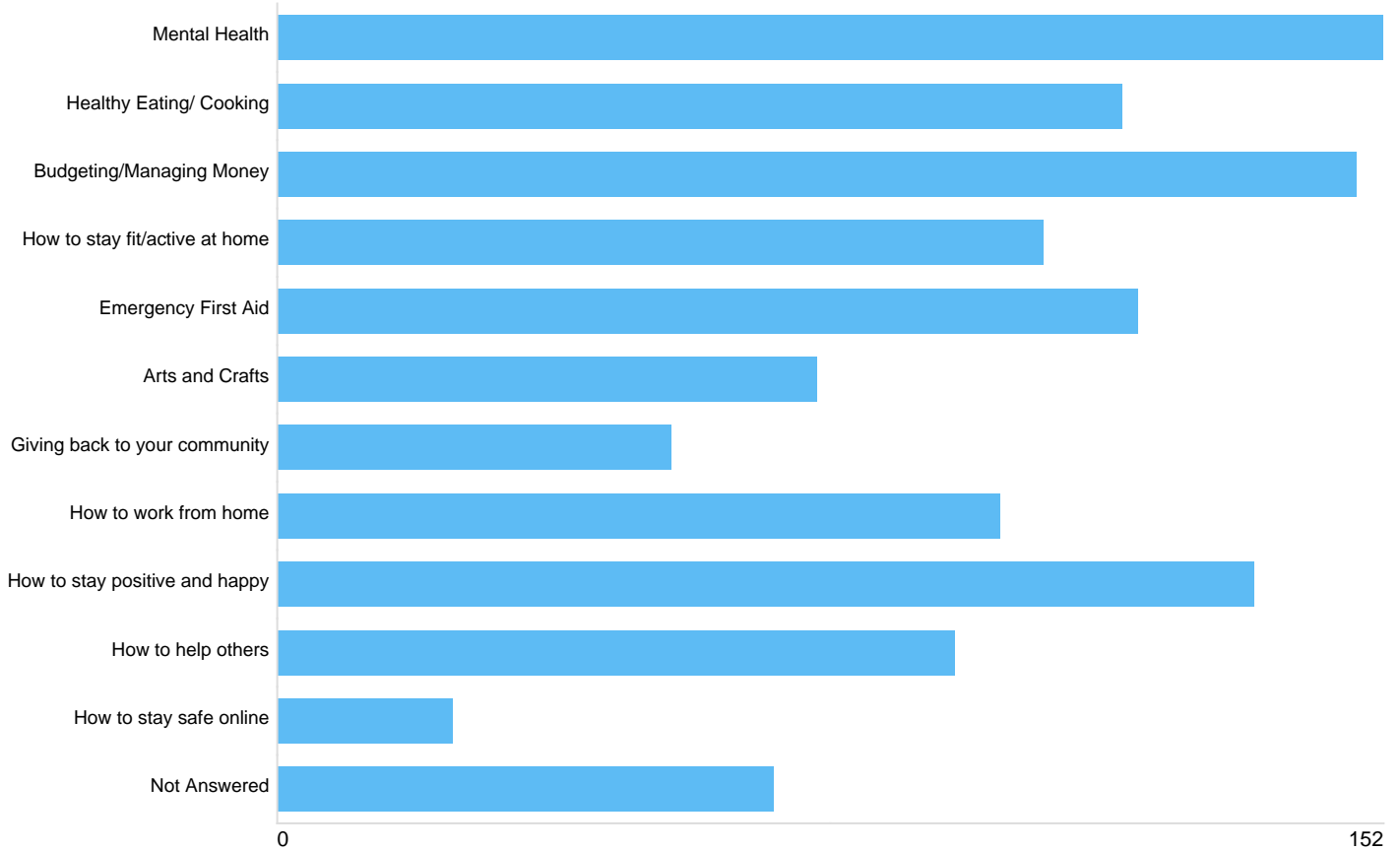
Attending Education Hub



Option	Total	Percent
Yes	6	1.40%
No	303	70.79%
Not Answered	119	27.80%

Question 6: Is there anything you would like to learn more about?

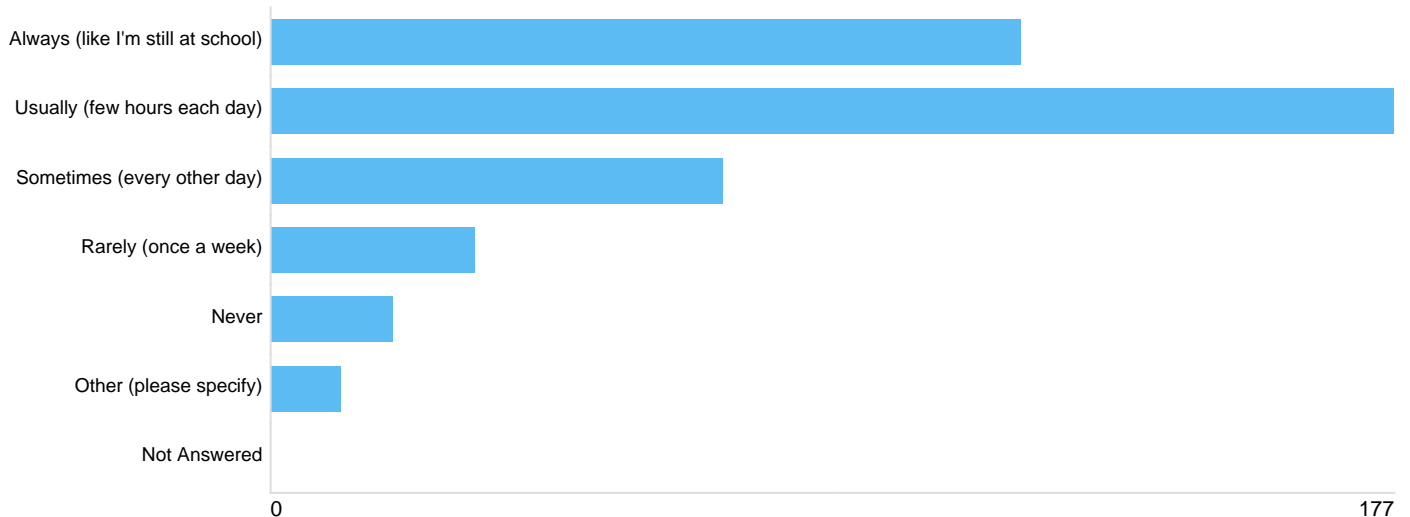
Is there anything you would like to learn more about?



Option	Total	Percent
Mental Health	152	35.51%
Healthy Eating/ Cooking	116	27.10%
Budgeting/Managing Money	148	34.58%
How to stay fit/active at home	105	24.53%
Emergency First Aid	118	27.57%
Arts and Crafts	74	17.29%
Giving back to your community	54	12.62%
How to work from home	99	23.13%
How to stay positive and happy	134	31.31%
How to help others	93	21.73%
How to stay safe online	24	5.61%
Not Answered	68	15.89%

Question 7: How often do you engage with online learning?

How often do you engage with online learning?



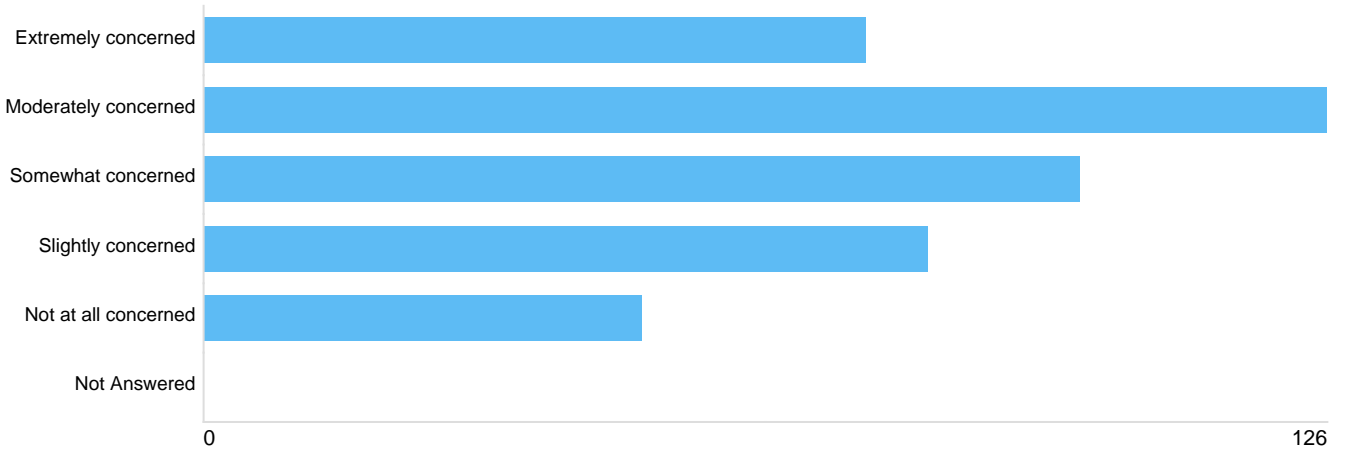
Option	Total	Percent
Always (like I'm still at school)	118	27.57%
Usually (few hours each day)	177	41.36%
Sometimes (every other day)	71	16.59%
Rarely (once a week)	32	7.48%
Never	19	4.44%
Other (please specify)	11	2.57%
Not Answered	0	0%

Other (please specify)

There were 13 responses to this part of the question.

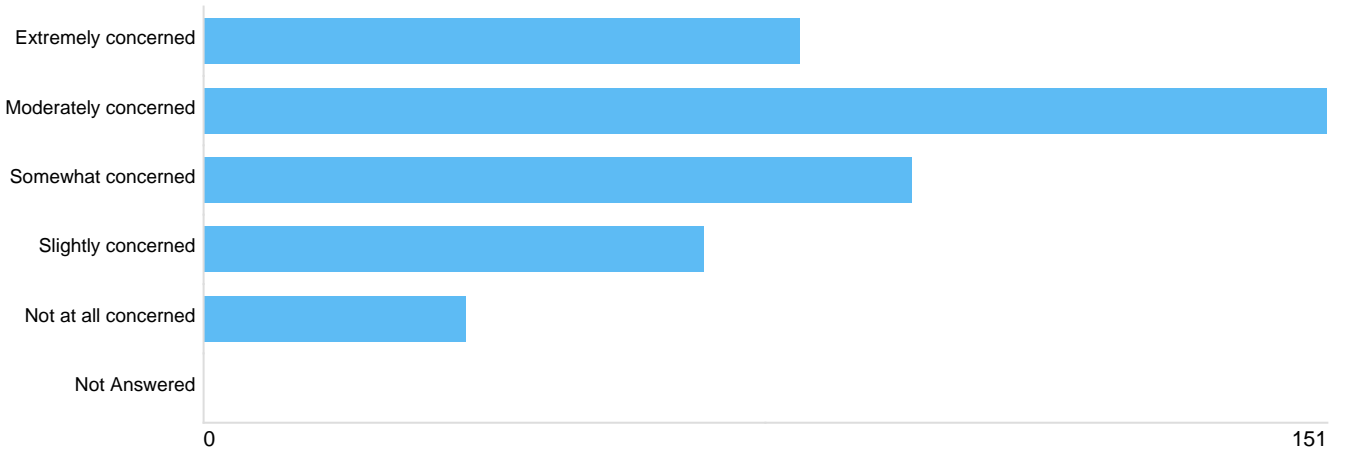
Question 8: Please rate the level of your concern regarding the impact of coronavirus (COVID-19) on the following topics

Level on concern on the following subjects - Future



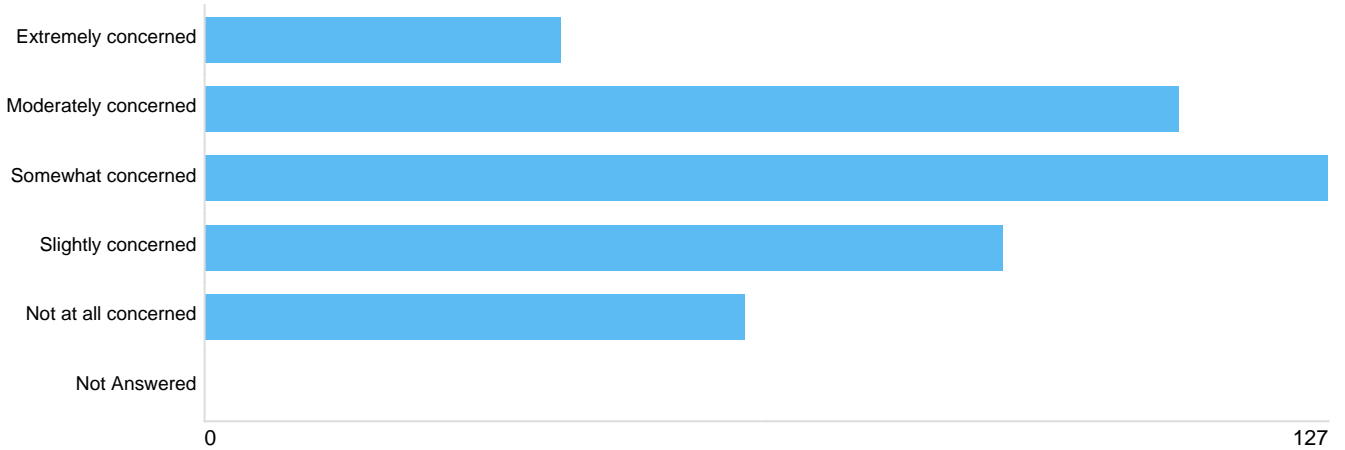
Option	Total	Percent
Extremely concerned	74	17.29%
Moderately concerned	126	29.44%
Somewhat concerned	98	22.90%
Slightly concerned	81	18.93%
Not at all concerned	49	11.45%
Not Answered	0	0%

Level on concern on the following subjects - Mental Health and wellbeing (of others)



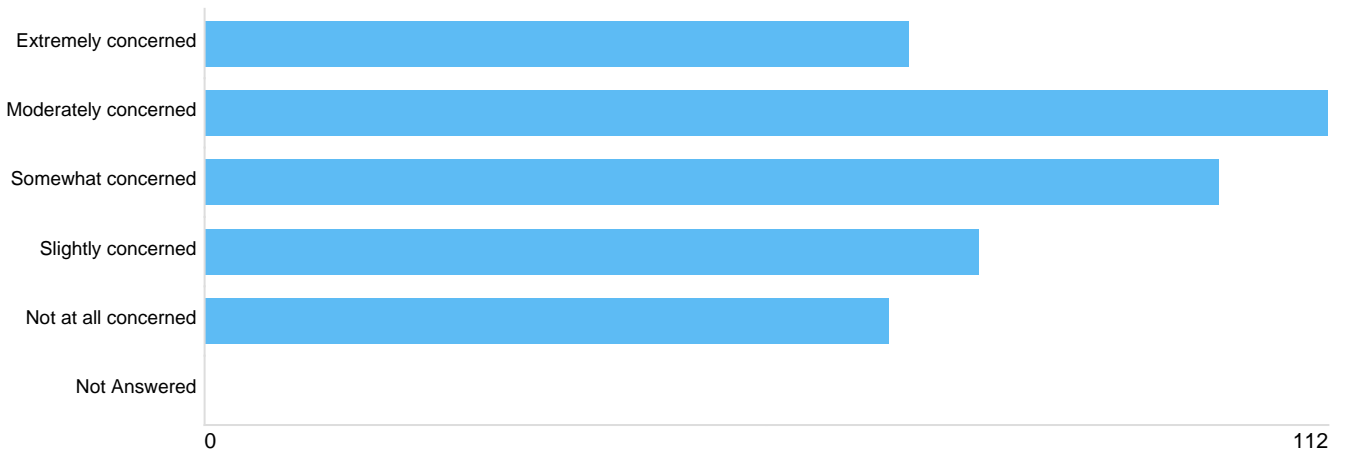
Option	Total	Percent
Extremely concerned	80	18.69%
Moderately concerned	151	35.28%
Somewhat concerned	95	22.20%
Slightly concerned	67	15.65%
Not at all concerned	35	8.18%
Not Answered	0	0%

Level on concern on the following subjects - Physical Health and wellbeing (of others)



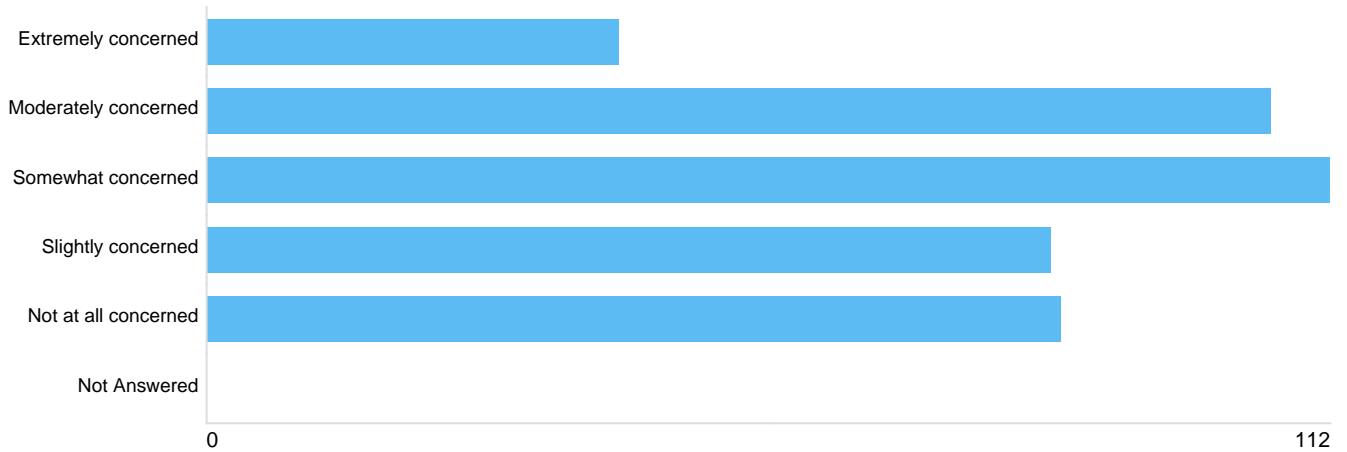
Option	Total	Percent
Extremely concerned	40	9.35%
Moderately concerned	110	25.70%
Somewhat concerned	127	29.67%
Slightly concerned	90	21.03%
Not at all concerned	61	14.25%
Not Answered	0	0%

Level on concern on the following subjects - Social Relationships



Option	Total	Percent
Extremely concerned	70	16.36%
Moderately concerned	112	26.17%
Somewhat concerned	101	23.60%
Slightly concerned	77	17.99%
Not at all concerned	68	15.89%
Not Answered	0	0%

Level on concern on the following subjects - Ability to look out for/care of others



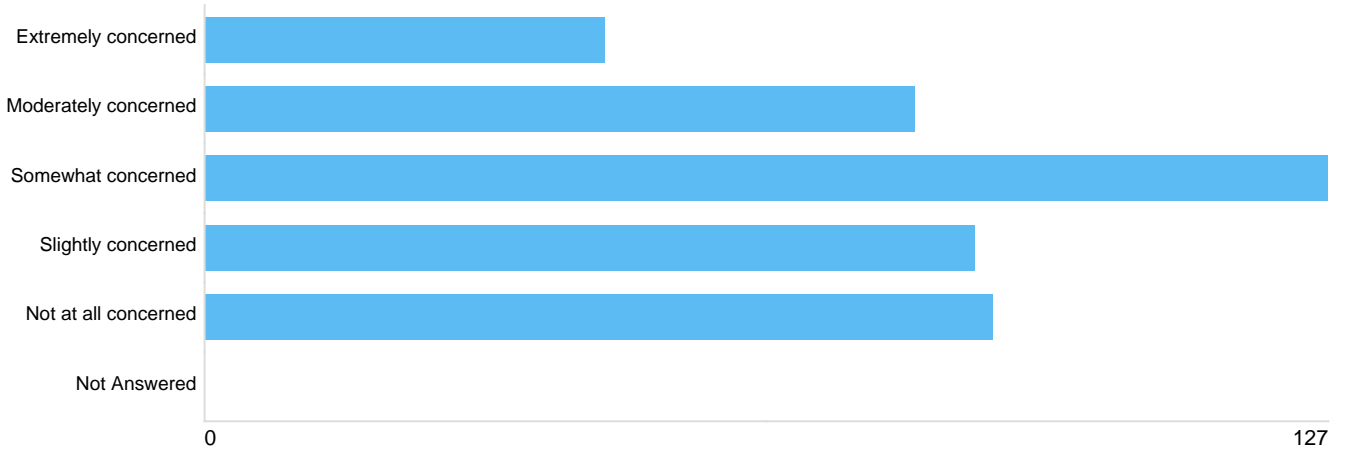
Option	Total	Percent
Extremely concerned	41	9.58%
Moderately concerned	106	24.77%
Somewhat concerned	112	26.17%
Slightly concerned	84	19.63%
Not at all concerned	85	19.86%
Not Answered	0	0%

Level on concern on the following subjects - School, College and University closures



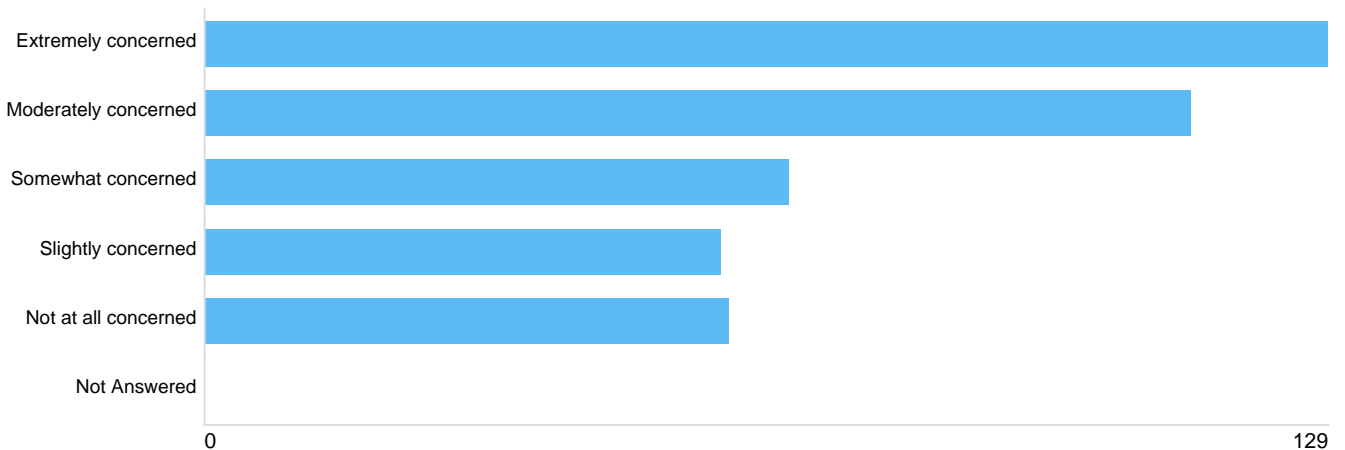
Option	Total	Percent
Extremely concerned	92	21.50%
Moderately concerned	99	23.13%
Somewhat concerned	98	22.90%
Slightly concerned	71	16.59%
Not at all concerned	68	15.89%
Not Answered	0	0%

Level on concern on the following subjects - Physical Health and wellbeing



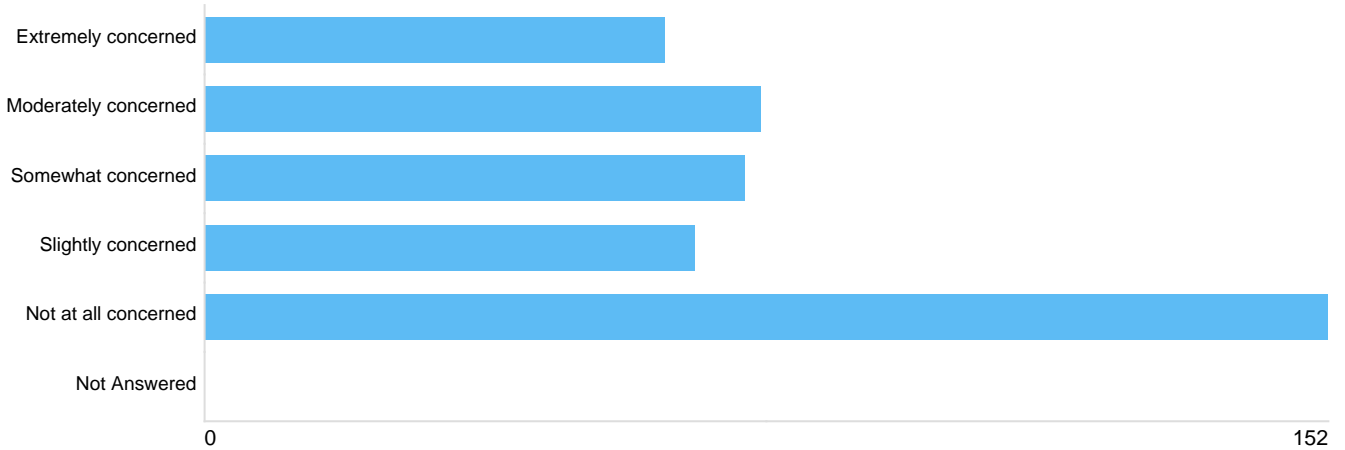
Option	Total	Percent
Extremely concerned	45	10.51%
Moderately concerned	80	18.69%
Somewhat concerned	127	29.67%
Slightly concerned	87	20.33%
Not at all concerned	89	20.79%
Not Answered	0	0%

Level on concern on the following subjects - Exams and course work



Option	Total	Percent
Extremely concerned	129	30.14%
Moderately concerned	113	26.40%
Somewhat concerned	67	15.65%
Slightly concerned	59	13.79%
Not at all concerned	60	14.02%
Not Answered	0	0%

Level on concern on the following subjects - Employment situation



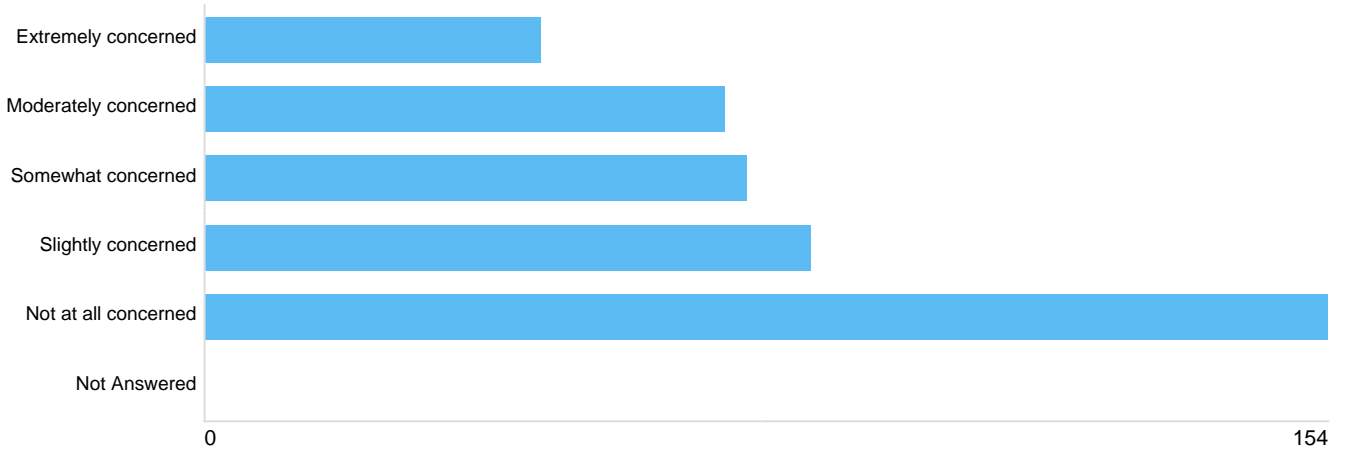
Option	Total	Percent
Extremely concerned	62	14.49%
Moderately concerned	75	17.52%
Somewhat concerned	73	17.06%
Slightly concerned	66	15.42%
Not at all concerned	152	35.51%
Not Answered	0	0%

Level on concern on the following subjects - Mental Health and wellbeing



Option	Total	Percent
Extremely concerned	92	21.50%
Moderately concerned	100	23.36%
Somewhat concerned	80	18.69%
Slightly concerned	78	18.22%
Not at all concerned	78	18.22%
Not Answered	0	0%

Level on concern on the following subjects - Financial situation



Option	Total	Percent
Extremely concerned	46	10.75%
Moderately concerned	71	16.59%
Somewhat concerned	74	17.29%
Slightly concerned	83	19.39%
Not at all concerned	154	35.98%
Not Answered	0	0%

Other (please specify with level of concern)

There were 5 responses to this part of the question.

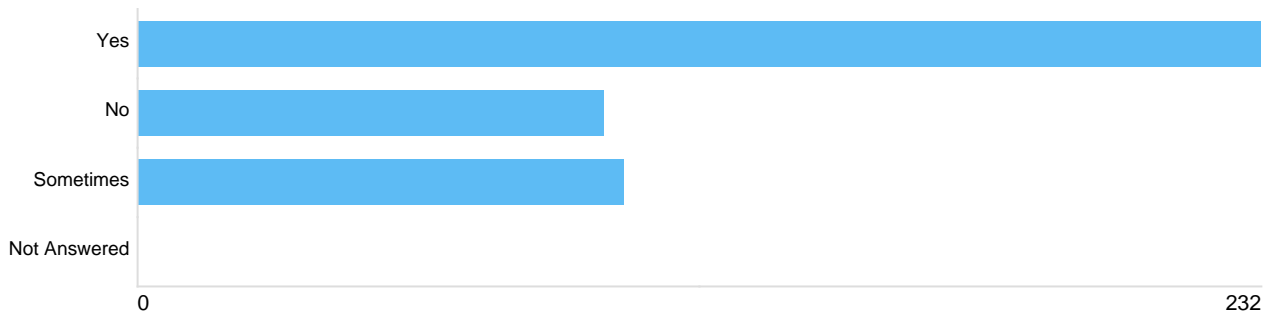
Question 9: How have you been filling your time during lockdown?

How have you been filling your time during lockdown?

There were 398 responses to this part of the question.

Question 10: Do you know where to access information you need during this time?

Do you know where to access information you need during this time?



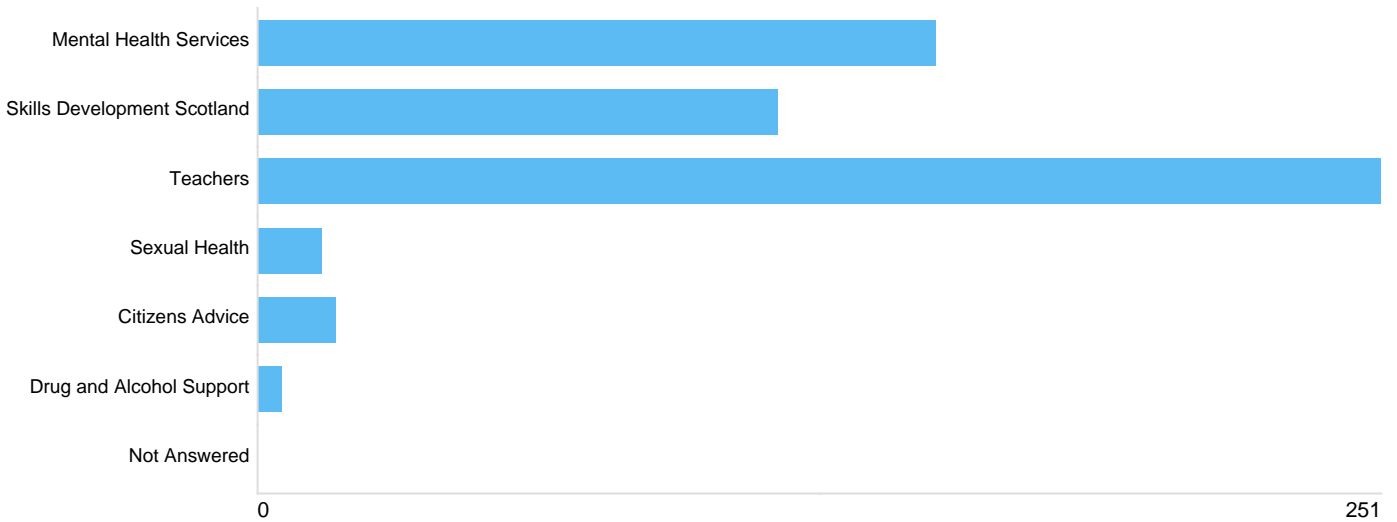
Option	Total	Percent
Yes	232	54.21%
No	96	22.43%
Sometimes	100	23.36%
Not Answered	0	0%

If yes/sometimes, please provide an example of where you access information

There were **185** responses to this part of the question.

Question 11: Which of these Services would you benefit the most from just now?

Which of these Services would you benefit the most from just now?



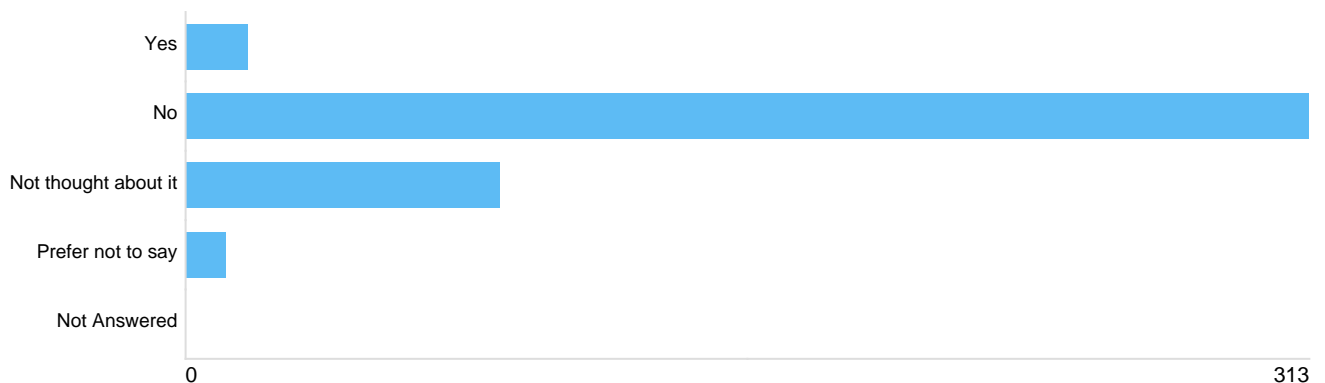
Option	Total	Percent
Mental Health Services	151	35.28%
Skills Development Scotland	116	27.10%
Teachers	251	58.64%
Sexual Health	14	3.27%
Citizens Advice	17	3.97%
Drug and Alcohol Support	5	1.17%
Not Answered	0	0%

Other (please specify)

There were **29** responses to this part of the question.

Question 12: Is food a concern for you during the COVID-19 lockdown?

Is food a concern for you during the COVID-19 lockdown?



Option	Total	Percent
Yes	17	3.97%
No	313	73.13%
Not thought about it	87	20.33%
Prefer not to say	11	2.57%
Not Answered	0	0%