


# **The Elf and the Mobile Phone: A ChRISTmas Story Writing Competition**



This pack includes Lesson plans to write a creative Christmas story which considers Cyber Resilience and Internet Safety. This project aims to cover literacy and technologies outcomes.

In this pack are differentiated lesson plans to support the competition. These are guidelines only. There are 3 competition categories – Early Years, P4-7 and Secondary.

Any stories created by learners are encouraged to be submitted in a digital format to [megbrough@glowmail.org.uk](mailto:megbrough@glowmail.org.uk) by 20<sup>th</sup> December 2024. Winners will be announced in Term 3.



## Lesson Plan: The Elf and the Mobile Phone: A ChRIStmas Story.

**Level:** Early Years (Nursery-P3 category)

**Objective:**

- **Literacy:** To write a creative story with the theme of CRIS and Christmas
- **Technologies:** To discuss the positive uses and potential dangers of mobile phones. To discuss strategies for being digitally resilient.

**Outcomes:**

- *Within real and imaginary situations, I share experiences and feelings, ideas and information in a way that communicates my message. [LIT 0-26a](#)*
- *I enjoy exploring events and characters in stories and other texts and I use what I learn to invent my own, sharing these with others in imaginative ways. [LIT 0-09b](#) / [LIT 0-31](#)*
- *I can explore, play and communicate using digital technologies safely and securely. [TCH 0-03a](#)*

**Lesson Outline:**

**Introduction**

- Welcome the children and gather them
- Briefly discuss what they know about elves and Santa's workshop.

**Story Introduction:**

- Introduce the main character: the head elf who has been given a mobile phone by Santa.

*"It's December the 1<sup>st</sup>. Santa's workshop is in chaos. Santa's Head Elf has asked for a solution to make the workshop run more smoothly. Santa has given his Head Elf a mobile phone to help."*

**Brainstorming Session:**

Ask the children how they think the elf can use the mobile phone to help in the workshop.

- Write down their ideas. Examples might include:
- Taking pictures of toys to show Santa. Emailing them.
- Calling Santa to let him know progress.
- Using a timer to keep track of breaks.
- Making a spreadsheet to keep track of gift making



### **Creative Story Writing Part 1:**

Provide each child with the worksheet template

Encourage them to fill in the part about the elf using the mobile phone in the workshop.

Offer prompts if needed, such as:

- What tasks do the elves do in the workshop?
- How can the elf use his mobile phone to save time?

### **Discussion**

#### **Sharing Stories:**

- Invite a few children to share their stories with the group.
- Discuss the different ways the elf used the mobile phone for good.

#### **Talking About Dangers:**

Transition to a discussion about the dangers of using a mobile phone.

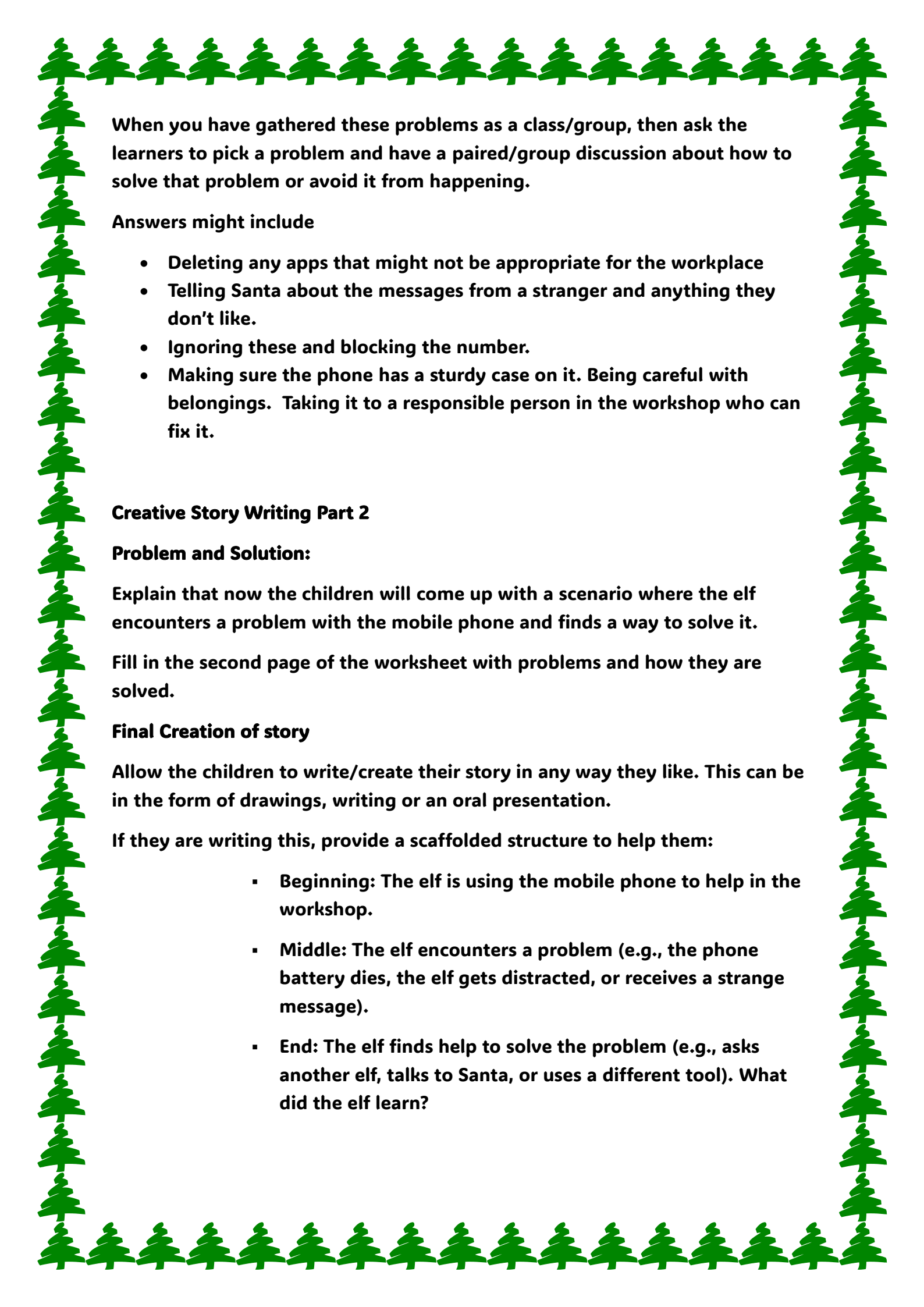
Ask the children what problems might arise as a result of the Elf using the phone. Ask them to think about problems that might arise with *anyone* using a mobile phone.

For example:

- "What could happen if the elf spends too much time on the phone?"
- "Who might contact the elf on his/her phone?"

Answers might include:

- Being distracted by games and not getting enough work done
- Getting messages from a stranger
- Seeing something they don't like on the internet.
- Dropping the phone and it breaking.



When you have gathered these problems as a class/group, then ask the learners to pick a problem and have a paired/group discussion about how to solve that problem or avoid it from happening.

Answers might include

- Deleting any apps that might not be appropriate for the workplace
- Telling Santa about the messages from a stranger and anything they don't like.
- Ignoring these and blocking the number.
- Making sure the phone has a sturdy case on it. Being careful with belongings. Taking it to a responsible person in the workshop who can fix it.

### **Creative Story Writing Part 2**

#### **Problem and Solution:**

Explain that now the children will come up with a scenario where the elf encounters a problem with the mobile phone and finds a way to solve it.

Fill in the second page of the worksheet with problems and how they are solved.

#### **Final Creation of story**

Allow the children to write/create their story in any way they like. This can be in the form of drawings, writing or an oral presentation.

If they are writing this, provide a scaffolded structure to help them:

- **Beginning:** The elf is using the mobile phone to help in the workshop.
- **Middle:** The elf encounters a problem (e.g., the phone battery dies, the elf gets distracted, or receives a strange message).
- **End:** The elf finds help to solve the problem (e.g., asks another elf, talks to Santa, or uses a different tool). What did the elf learn?



## Displaying Texts Digitally

Then the learners will be asked to use a digital tool to create and display their final story. This is optional depending on the digital skills of your learners and what is available in your classroom.

This might look like:

- A video of the learner reading out/telling their story
- A video of a story board they have drawn with the learner narrating this
- Use the book creator app to create a story ([How to use Book Creator \(Quick Guide\)](#))
- Drawings on Keynote with optional screen recording and narration
- Use chatterpik to tell their story [How to use Chatterpik \(Quick Guide\)](#)

## Recap and Reflection:

- Summarize the key points discussed: how the elves used the phone to help, the potential dangers, and how the elves solved the problems.
- Encourage children to think about how they use technology at home and who they can ask for help if they encounter problems.

Further teaching resources can be found at [Cyber Resilience and Internet Safety – Perth and Kinross Digital CLPL Site](#)

## The Elf and the Mobile Phone: A ChRIStmas Story

My Elf is called \_\_\_\_\_



Here is a picture of my elf using his mobile phone to help him:



Here is a picture of my elf having a problem with his phone.

Here is a picture of my elf fixing his problem:



## **Lesson Plan: The Elf and the Mobile Phone: A ChRIStmas Story.**

**Level:** First (p4-p7 category)

**Objective:**

- **Literacy:** To write a creative story with the theme of CRIS and Christmas
- **Technologies:** To discuss the positive uses and potential dangers of mobile phones. To discuss strategies for being digitally resilient.

**Outcomes:**

- *I enjoy creating texts of my choice and I regularly select subject, purpose, format and resources to suit the needs of my audience. **LIT 1-20a / LIT 2-20a***
- *can extend my knowledge of how to use digital technology to communicate with others and I am aware of ways to keep safe and secure. **TCH 1-03a***

**Lesson Outline:**

**Introduction**

**Greeting**

- Welcome the children and gather them
- Briefly discuss their use of technology at home. Ask if anyone has asked for a piece of technology for a gift for birthday/Christmas etc this year.

**Story Introduction:**

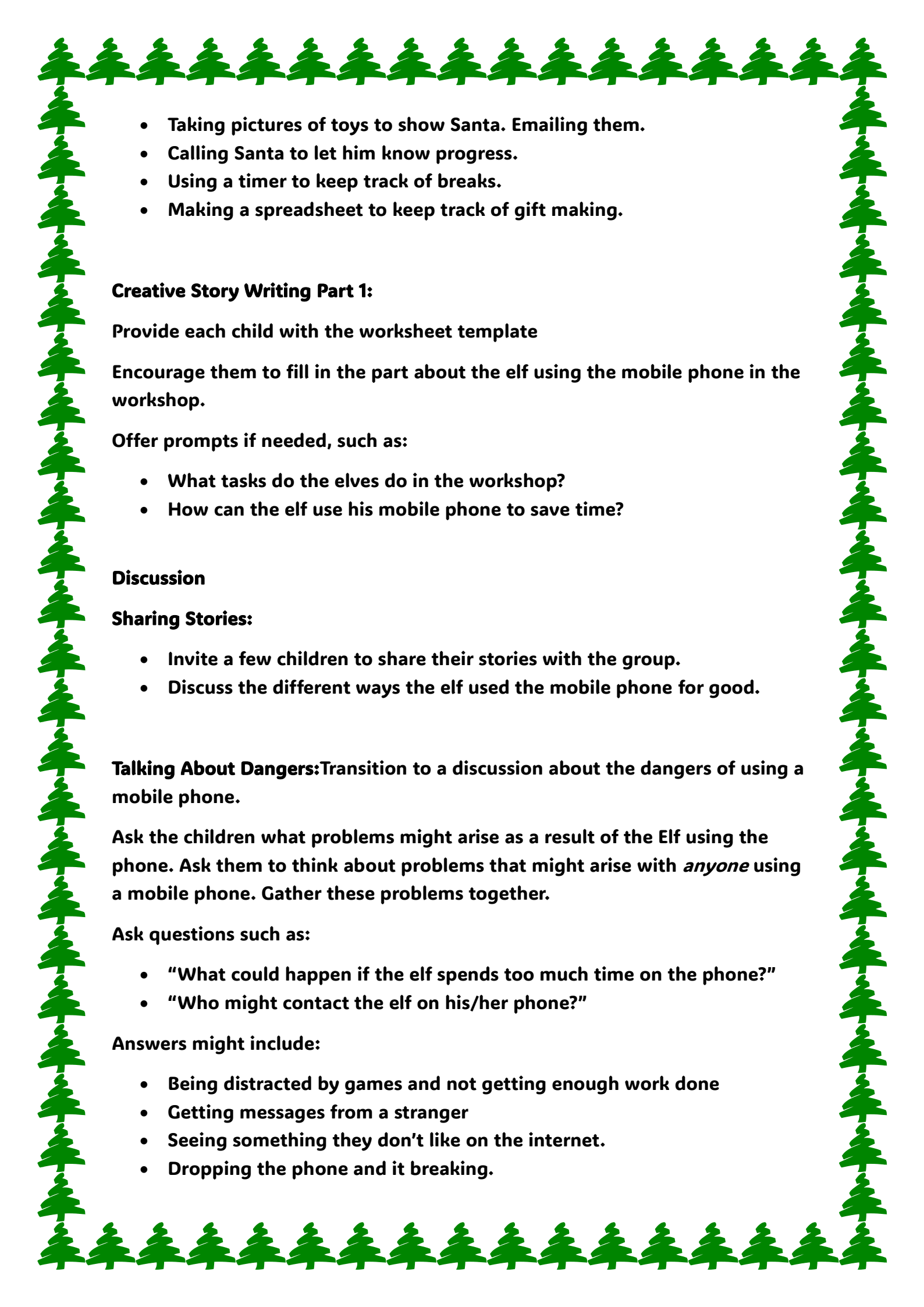
Introduce the scenario: an elf who has been given a mobile phone by Santa to reduce chaos in the workshop:

*"It's December the 1<sup>st</sup>. Santa's workshop is in chaos. Santa's Head Elf has asked for a solution to make the workshop run more smoothly. Santa has given his Head Elf a mobile phone to help."*

**Brainstorming Session:**

Ask the children how they think the elf can use the mobile phone to help in the workshop.

Write down their ideas. Examples might include:

- 
- Taking pictures of toys to show Santa. Emailing them.
  - Calling Santa to let him know progress.
  - Using a timer to keep track of breaks.
  - Making a spreadsheet to keep track of gift making.

### **Creative Story Writing Part 1:**

Provide each child with the worksheet template

Encourage them to fill in the part about the elf using the mobile phone in the workshop.

Offer prompts if needed, such as:

- What tasks do the elves do in the workshop?
- How can the elf use his mobile phone to save time?

### **Discussion**

#### **Sharing Stories:**

- Invite a few children to share their stories with the group.
- Discuss the different ways the elf used the mobile phone for good.

**Talking About Dangers:** Transition to a discussion about the dangers of using a mobile phone.

Ask the children what problems might arise as a result of the Elf using the phone. Ask them to think about problems that might arise with *anyone* using a mobile phone. Gather these problems together.

Ask questions such as:

- "What could happen if the elf spends too much time on the phone?"
- "Who might contact the elf on his/her phone?"

Answers might include:

- Being distracted by games and not getting enough work done
- Getting messages from a stranger
- Seeing something they don't like on the internet.
- Dropping the phone and it breaking.



## Digital Resilience and Internet Safety:

Introduce the concept of digital resilience: the ability to handle challenges and bounce back when using technology.

When you have gathered problems as a class/group, discuss where the elf (and they) can go to find help with internet safety. Examples might include:

- Talking to a trusted adult (parents, teachers).
- Using internet safety websites or hotlines. (Give examples)
- Setting up privacy settings on apps. ([Social Media Checklists](#) | [SWGfL](#))

Then ask the learners to pick a problem from the list you have created as a class and have a paired/group discussion about how to solve that specific problem or avoid it from happening.

Answers might include

- Deleting any apps that might not be appropriate for the workplace
- Telling Santa about the messages from a stranger and anything they don't like.
- Ignoring these and blocking the number.
- Going into their settings and ensuring that the privacy settings are on
- Examples of websites they might go to find support eg. Childline, teachers, parents etc.

## Scaffolded Story Writing

### Problem and Solution Story:

- Explain that now the children will come up with a story where the elf encounters a problem with the mobile phone and finds a way to solve it.
- Fill in the second page of the worksheet with problems and how they are solved.

Provide a scaffolded structure to help them:

- Beginning: The elf is using the mobile phone to help in the workshop.
- Middle: The elf encounters a problem (e.g., the phone battery dies, the elf gets distracted, or receives a strange message).
- End: The elf finds help to solve the problem (e.g., asks another elf, talks to Santa, or uses a different tool). What did the elf learn?



A storyboard has also been provided to help learners structure their story.

### **Final Creation of story**

- Allow the children to write/create their story in any way they like. This can be in the form of drawings, writing or an oral presentation.
- This would be an opportunity to talk to learners about the use of descriptive language etc.

### **Displaying Texts Digitally**

- Then the learners will be asked to use a digital tool to create and display their final story. This is optional depending on the needs of your learners and what is available in your classroom.

This might look like:

- A video of the learner reading out/telling their story
- A video of a story board they have drawn with the learner narrating this
- Use the book creator app to create a story ([How to use Book Creator \(Quick Guide\)](#))
- Drawings on Keynote with optional screen recording and narration
- A word/pages file
- An interactive PowerPoint
- A Sway

Staff or more able learners should then email their digital entries to the story writing competition to [megbrough@glowmail.org.uk](mailto:megbrough@glowmail.org.uk)

### **Recap and Reflection:**

- Summarize the key points discussed: what are our elf cautionary tales teaching us about the dangers of mobile phone use? Encourage children to think about how they use technology at home and who they can ask for help if they encounter problems.

Further teaching resources can be found at [Cyber Resilience and Internet Safety – Perth and Kinross Digital CLPL Site](#)

## The Elf and the Mobile Phone: A ChRISTmas Story

My Elf is called \_\_\_\_\_




He is going to use his mobile phone from Santa to help him:



The problem my elf has found with his mobile phone is:

My elf is going to solve his problem by:

My elf has learned:

A large, empty rounded rectangular box with a black border, intended for a drawing or illustration.

**My elf being given a phone**

A large, empty rounded rectangular box with a black border, intended for a drawing or illustration.

**My elf using the phone to help**

A large, empty rounded rectangular box with a black border, intended for a drawing or illustration.

**My elf has a problem**

A large, empty rounded rectangular box with a black border, intended for a drawing or illustration.

**My elf asks for help**

A large, empty rounded rectangular box with a black border, intended for a drawing or illustration.

**My elf solves the problem**

A large, empty rounded rectangular box with a black border, intended for a drawing or illustration.

**My elf has learned....**



## **Lesson Plan: The Elf and the Mobile Phone: A Christmas Story**

**Level: Second (Secondary Category)**

**Objective:**

- To write for an audience (children)
- To discuss the positive uses and potential dangers of mobile phones.
- To reflect on personal experiences with mobile phones and digital/cyber resilience.

**Outcomes:**

*I enjoy creating texts of my choice and I regularly select subject, purpose, format and resources to suit the needs of my audience. LIT 1-20a / LIT 2-20a*

*I can explore online communities demonstrating an understanding of responsible digital behaviour and I'm aware of how to keep myself safe and secure. TCH 2-03a*

**Lesson Outline:**

**Introduction**

- Welcome the students and briefly discuss their favourite Christmas traditions.
- Ask if anyone asked for new tech as a gift for Christmas/birthday this year.

**Task:**

Introduce the task: to write an allegorical children's story about an elf who has been given a mobile phone by Santa to help make the workshop run smoothly. There must be a moral to the story which involves the elf learning a lesson about the safe use of digital technology (in the workplace).

**Brainstorming Session:**

Divide students into small groups and ask them to brainstorm ways the elf can use the mobile phone to help in the workshop.



Have each group share their ideas and write them on a large paper or whiteboard. Examples might include:

- Communicating with other elves.
- Managing inventory.
- Using apps for efficiency.
- Managing workflow
- AI use

#### **Discussion on Dangers and/or issues:**

Facilitate a discussion on the potential issues of using a mobile phone in the workplace. Ask questions like:

- "What are some common distractions caused by mobile phones?"
- "How can excessive phone use impact productivity and mental health?"
- "What are some risks of sharing personal information online?"
- "What might happen if you used a school or work device for personal use?"

#### **Digital Resilience and Personal Reflection:**

Introduce the concept of digital resilience: the ability to handle challenges and bounce back when using technology.

Ask students to reflect on their own experiences with mobile phones.

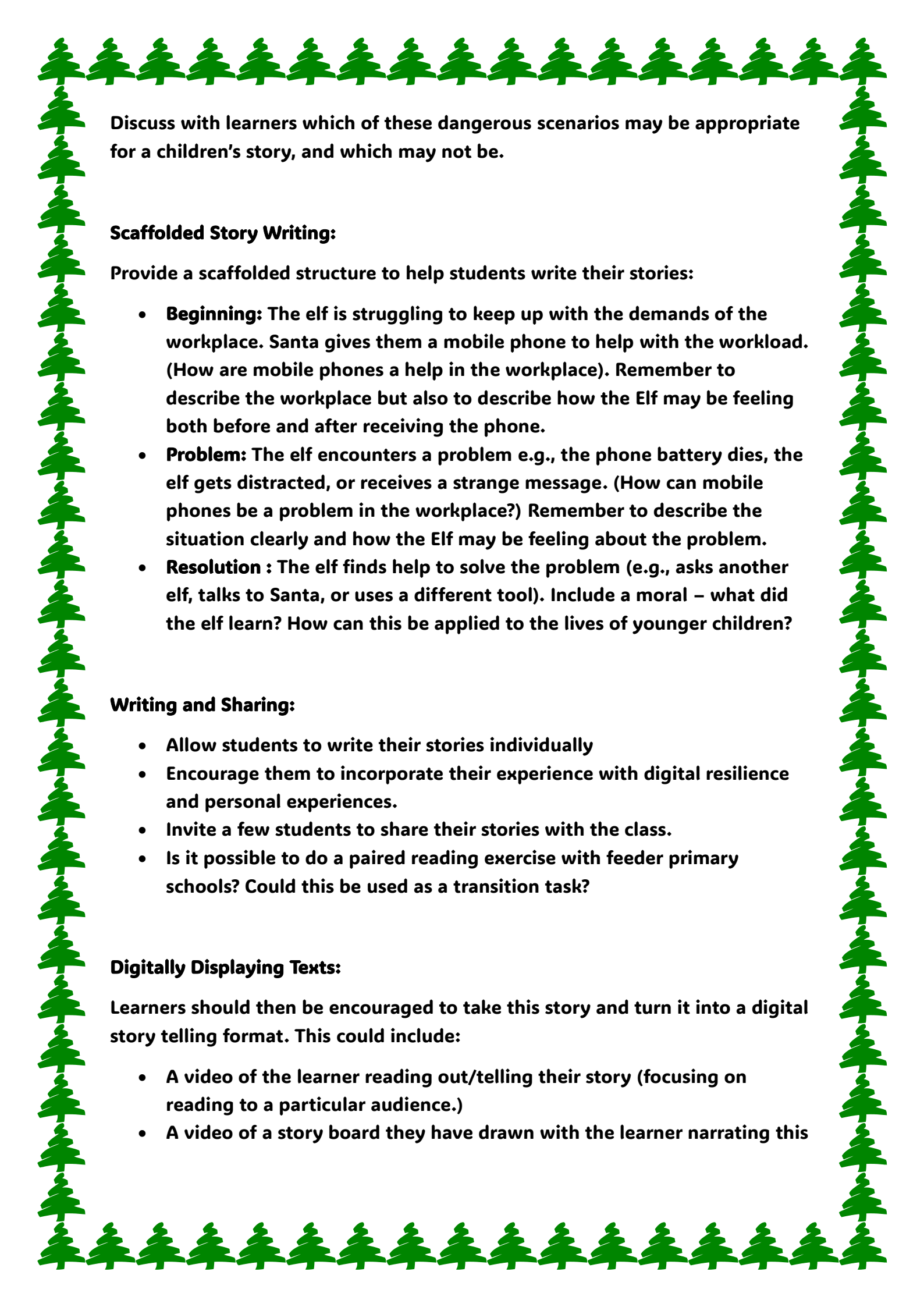
Questions might include:

- "Have you ever faced a problem because of your phone use? How did you handle it?"
- "What strategies do you use to stay safe online?"
- "Who do you turn to for help with digital issues?"

Discuss resources for internet safety and digital resilience, such as trusted websites, school staff, and online safety hotlines.

#### **Creative Story Writing**

Discuss with learners how they might write for an audience of children. What language might they use. How might they describe things?



Discuss with learners which of these dangerous scenarios may be appropriate for a children's story, and which may not be.

### **Scaffolded Story Writing:**

Provide a scaffolded structure to help students write their stories:

- **Beginning:** The elf is struggling to keep up with the demands of the workplace. Santa gives them a mobile phone to help with the workload. (How are mobile phones a help in the workplace). Remember to describe the workplace but also to describe how the Elf may be feeling both before and after receiving the phone.
- **Problem:** The elf encounters a problem e.g., the phone battery dies, the elf gets distracted, or receives a strange message. (How can mobile phones be a problem in the workplace?) Remember to describe the situation clearly and how the Elf may be feeling about the problem.
- **Resolution :** The elf finds help to solve the problem (e.g., asks another elf, talks to Santa, or uses a different tool). Include a moral – what did the elf learn? How can this be applied to the lives of younger children?

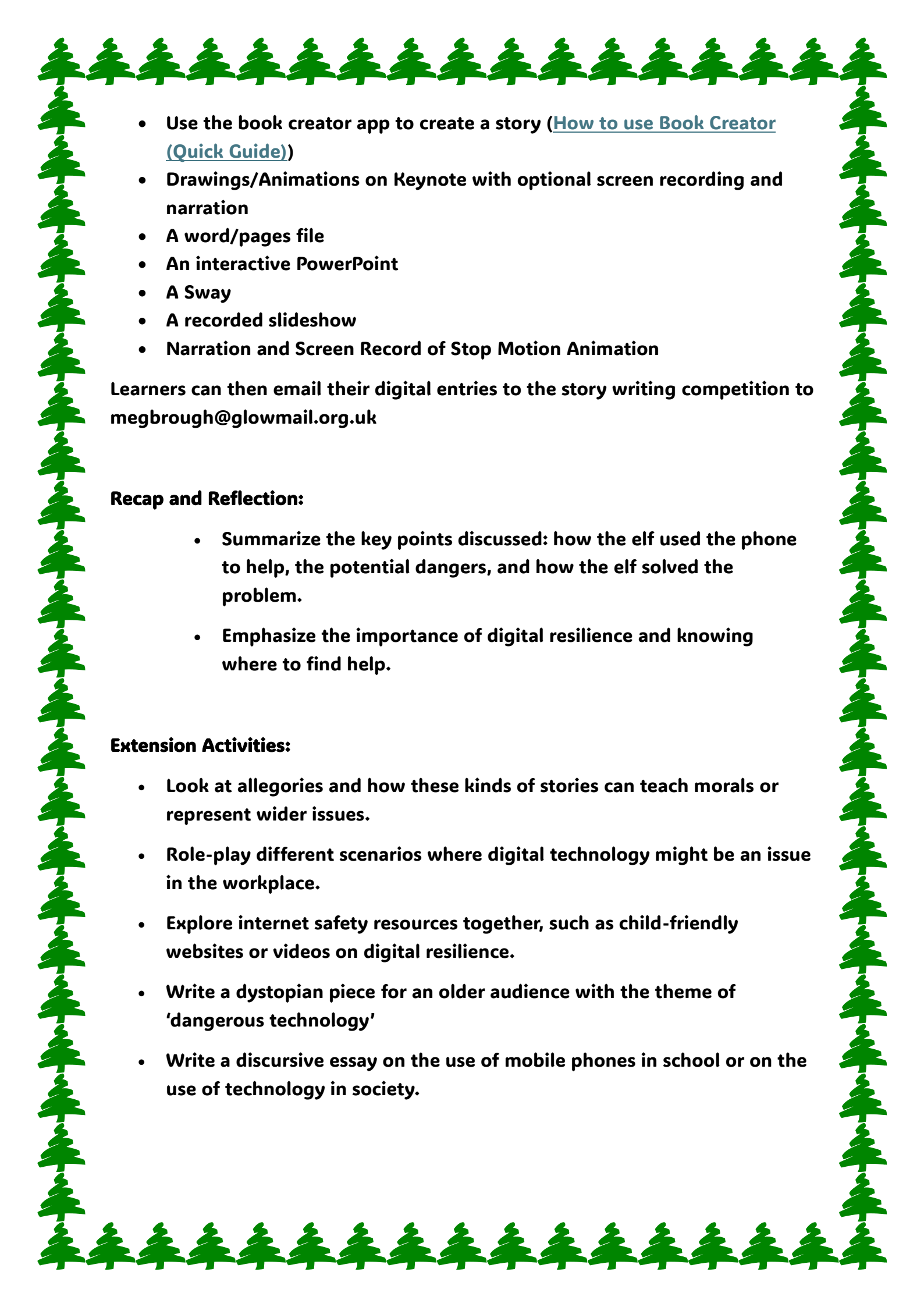
### **Writing and Sharing:**

- Allow students to write their stories individually
- Encourage them to incorporate their experience with digital resilience and personal experiences.
- Invite a few students to share their stories with the class.
- Is it possible to do a paired reading exercise with feeder primary schools? Could this be used as a transition task?

### **Digitally Displaying Texts:**

Learners should then be encouraged to take this story and turn it into a digital story telling format. This could include:

- A video of the learner reading out/telling their story (focusing on reading to a particular audience.)
- A video of a story board they have drawn with the learner narrating this

- 
- Use the book creator app to create a story ([How to use Book Creator \(Quick Guide\)](#))
  - Drawings/Animations on Keynote with optional screen recording and narration
  - A word/pages file
  - An interactive PowerPoint
  - A Sway
  - A recorded slideshow
  - Narration and Screen Record of Stop Motion Animation

Learners can then email their digital entries to the story writing competition to [megbrough@glowmail.org.uk](mailto:megbrough@glowmail.org.uk)

#### **Recap and Reflection:**

- Summarize the key points discussed: how the elf used the phone to help, the potential dangers, and how the elf solved the problem.
- Emphasize the importance of digital resilience and knowing where to find help.

#### **Extension Activities:**

- Look at allegories and how these kinds of stories can teach morals or represent wider issues.
- Role-play different scenarios where digital technology might be an issue in the workplace.
- Explore internet safety resources together, such as child-friendly websites or videos on digital resilience.
- Write a dystopian piece for an older audience with the theme of 'dangerous technology'
- Write a discursive essay on the use of mobile phones in school or on the use of technology in society.