

# Milngavie Primary School


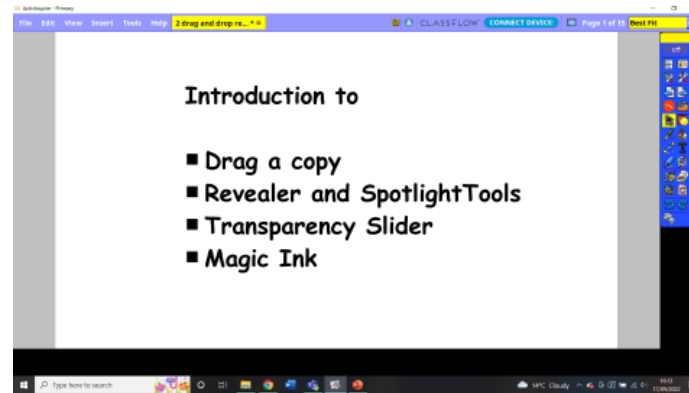
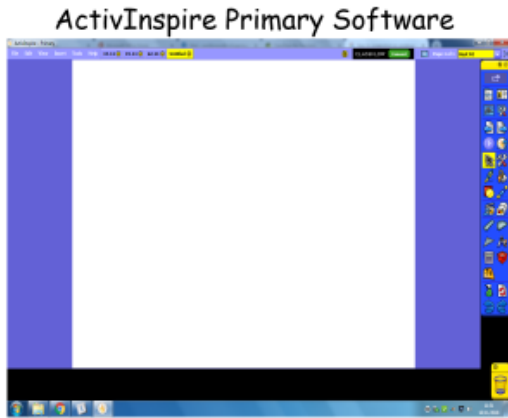
DIGITAL SCHOOLS AWARD VALIDATION



# Leadership and Vision


## 3: Digital Learning Leader

# Professional Development



# Leadership and Vision

## 4: Regular Review to Include New Technology



# Leadership and Vision

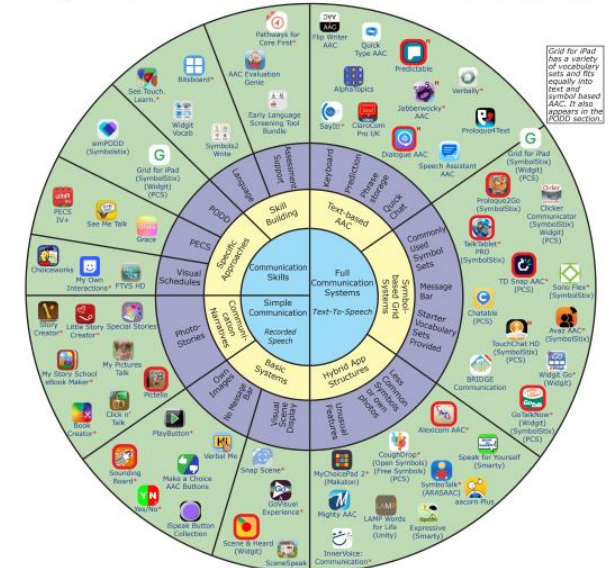
## 8: Learners with ASN

# Use of Digital Technology to Deliver the Curriculum

# I0: Assistive Technology



## iPad Apps for Complex Communication Support Needs: Augmentative and Alternative Communication (AAC)



### Identifying Suitable Apps

Identifying AAC Apps from the many available can be a difficult task, as each app is designed for a particular purpose. We have selected a selection of Apps organised by category, that we broadly find reliable, useful, stand out in their category, and have continued support from the developer. After the app name, we have provided a brief description of the app, the categories it is designed for, and the age range of the users it is designed for. We have also provided a link to the app's page on the App Store, so you can view the app and read the reviews.

### Trailing Apps & Free Versions = \*

When selecting Apps, most individuals prefer to try before you buy to avoid inappropriate purchases. It was in this spirit our specialist assessment team at AAC expert/Service as a Guide, have provided a list of Apps that we think you may have equipment available for trial. Some App developers if you contact them after the trial period, may offer some Apps have free versions allowing this. They usually have features limited in some way, but they can be a good way to try out an App before you purchase.

### Switch - C and Head Tracking (Face ID/Attention) - H

The following Apps are designed with built-in alternative access, such as head tracking, eye tracking, or switch access. These Apps are designed to be used with a SwitchPath from facing camera. These Apps offer the most usable and widest range of action options, and may be the "safest" choice for users with limited motor skills.


Apps with switch access are marked in the shell with a red border and a switch icon. Apps with head tracking are marked with a red border and a head icon. Accessibility settings built-in to the iPad can improve access to all Apps, but head tracking and switch access are not available in iPad Attention (Face ID), however due to the App design, not all are usable with alternative access.


Download the Apps from the App Store.

A digital version of the wheel can be downloaded from <http://www.care4aid.com.au/the-wheel-can-be-downloaded-from-here>

<http://www.care4aid.com.au/the-wheel-can-be-downloaded-from-here>



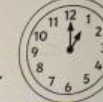



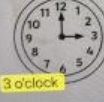











### Telling the Time

Write down the time each clock is showing on the line underneath.

 8 o'clock ✓	 6 o'clock ✓	 1 o'clock ✓
 5 o'clock ✓	 2 o'clock ✓	 10 o'clock ✓
 3 o'clock ✓	 7 o'clock ✓	 9 o'clock ✓
 4 o'clock ✓	 2 o'clock ✓	 5 o'clock ✓

Page 3 of 4

CPE Bk 1a  
Worksheet 11-2 name \_\_\_\_\_ score 1 - /22

1. Write down the missing words :-

a Monday, Tuesday, Wednesday, <u>Thursday</u> , Friday	✓
b Friday, <u>Saturday</u> , Sunday, Monday, <u>Tuesday</u>	✓
c Wednesday, <u>Thursday</u> , Friday, <u>Saturday</u> , Sunday	✓
d Saturday, <u>Sunday</u> , Monday, <u>Tuesday</u> , Wednesday	😊
e Tuesday, <u>Wednesday</u> , <u>Thursday</u> , Friday, Saturday	✓
f January, February, March, <u>April</u> , May	✓
g July, August, <u>September</u> , October, <u>November</u> , December	✓
h March, <u>April</u> , May, <u>June</u> , July, <u>August</u>	✓

2. a In which season do we usually get snow in Scotland? winter ✓

b In which season do you get your holidays in July? Summer ✓

3. a What day is 4 days before Friday? Monday ✓

b What day is 7 days before Tuesday? Tuesday ✓

c What month is 2 months before April? February ✓

d What month is 5 months before August? March ✓

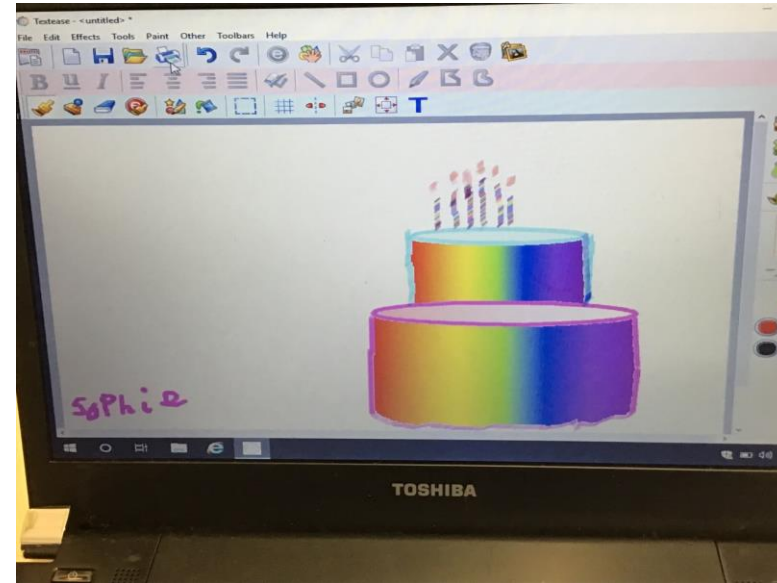
Page 30



# Use of Digital Technology to Deliver the Curriculum

## I: Digital Literacy and Computing Science







# Use of Digital Technology to Deliver the Curriculum

## 2: Enhanced, Independent and Extended Learning



digilearn *scot* micro:bit


Live Code Along  
Create an emotions badge  
with micro:bit

Thursday 22<sup>nd</sup> September 11 – 11:45

@digilearnscot  
#microbitScot

digilearn *scot* Being us  
SLF 2022

A stylized illustration of a girl with blue hair in a bun, wearing a black t-shirt and blue pants. She is holding a large micro:bit board in front of her. The background is a solid pink color.



# **Use of Digital Technology to Deliver the Curriculum**

## **5: Digital Skills Across the Curriculum**



# Maths

[illegible]

# Reading and Illustrating





# Research





# Music



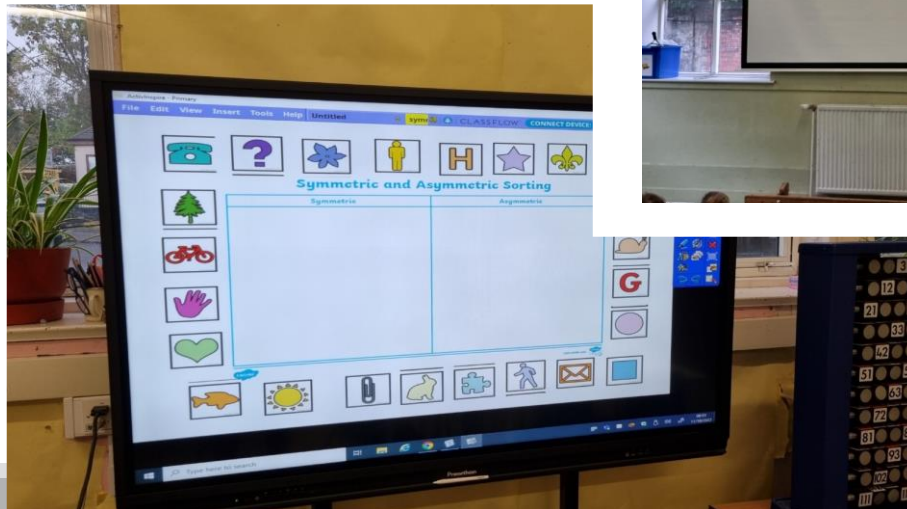
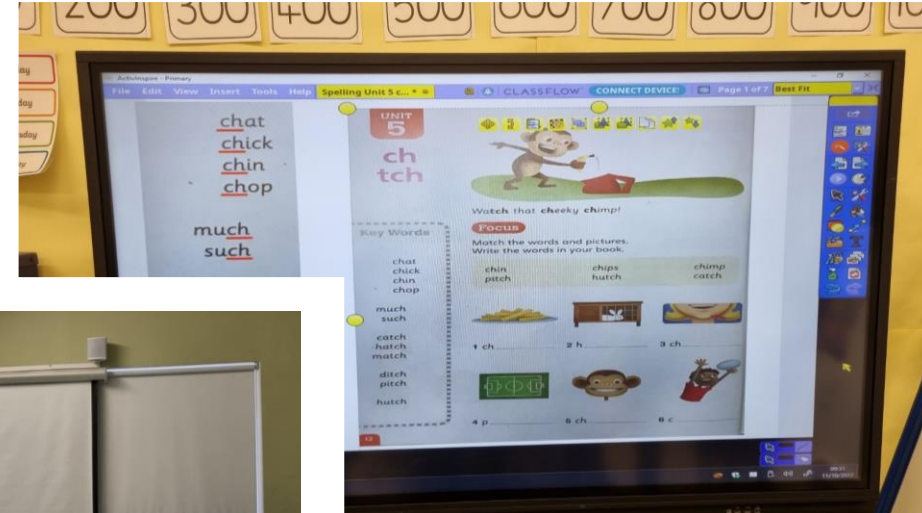

# House Captain Speeches





# School Culture

## I: Classrooms





# Resources and Infrastructure

I: Access to Resources



# Upper School Laptop/ iPad Timetable October half term- December

	9.00-10.30		10.45-12.30		1.15-3.00
Monday			Rm12		Room 14
			P5 Room 10		Room 13
Tuesday	Primary 3 (9-10.15)		Primary 2 (10.45-11.35)		Primary 3/4 (1.15-1.45)
	Science / STEM Andrew Laura		Science / STEM Andrew Laura		Room 11
Wednesday	Primary 7 Room 14 (9-10)	BREAK	Primary 7 Primary 3/4 Room 13 (10.45-11.45) (11.45-12.30)	LUNCH	Primary 4 Primary 1/2 (1.15-2.15) <u>Primary 2 only</u> (2.15-3)
			Primary 7 Room 14 (10.45 - 11.45)		P5 Room 9
Thursday	P6 R11 Room 11		Primary 5 Room 10 (9-10.30)		Room 13
			Primary 3		Room 14
Friday	Primary 6 Room 11 (9-10)		Primary 2/3 Primary 5 (10.45-11.30) (11.30-12.30)		Primary 3 Primary 6 (1.15 - 2) Room 12 (2-3)
	Rm12		Primary 4 Room 8 (11.30-12.30)		Primary (3 /4) Room 7



Laptops



i-pads



# Infant School Laptop/ iPad Timetable August - December

	9.00-10.30		10.50-12.30		1.15-3.00
Monday		BREAK		LUNCH	
	P3/2 Room 5 - 8 i-pads P2 Room 3 - 8 i-pads P2/1 Room 2 - 8 i-pads		P3/2 Room 5 - 8 i-pads P2 Room 3 - 8 i-pads P2/1 Room 2 - 8 i-pads		
Tuesday	Primary 3 (9-10.15)		Primary 2 Primary 2/3 (10.45-11.35) (11.35-12.30)		
	P3/2 Room 5 - 8 i-pads P2 Room 3 - 8 i-pads P2/1 Room 2 - 8 i-pads		P3/2 Room 5 - 8 i-pads P2 Room 3 - 8 i-pads P2/1 Room 2 - 8 i-pads		
Wednesday	Primary 7 Room 14 (9-10)		Primary 7 Primary 3/4 Room 13 (10.45-11.45) (11.45-12.30)		Primary 4 Primary 1/2 (1.15-2.15) Primary 2 only (2.15-3)
	P3/2 Room 5 - 8 i-pads P2 Room 3 - 8 i-pads P2/1 Room 2 - 8 i-pads		P3/2 Room 5 - 8 i-pads P2 Room 3 - 8 i-pads P2/1 Room 2 - 8 i-pads		
Thursday	Primary 5 Room 19 (9-10.30)				
	P3/2 Room 5 - 8 i-pads P2 Room 3 - 8 i-pads P2/1 Room 2 - 8 i-pads		P3/2 Room 5 - 8 i-pads P2 Room 3 - 8 i-pads P2/1 Room 2 - 8 i-pads		
Friday	Primary 6 Room 11 (9-10)		Primary 2/3 Primary 5 Room 9 (10.45-11.30) (11.30-12.30)		Primary 6 Room 12 (2-3)
	P3/2 Room 5 - 8 i-pads P2 Room 3 - 8 i-pads P2/1 Room 2 - 8 i-pads		P3/2 Room 5 - 8 i-pads P2 Room 3 - 8 i-pads P2/1 Room 2 - 8 i-pads		



Laptops



i-pads



### Outline Timetable

1.5-2 hours max

School: Milngavie Primary School

Date of Validation: 01/11/22

Validator: Malcolm Wilson

Please identify the teacher class, room location & activities you would like to demonstrate or show during the visit.

Time	Teacher	Class	Measurement Criteria to discuss/observe
1.00-1.15	Mrs Wilkinson	Digital Learning Leader P1-P7	Leadership and Vision; Use of Digital Technology to Deliver the Curriculum; School Culture; Professional Development; Resources and infrastructure
1.15-1.30	Pupil Digital Leaders	P7	Use of Digital Technology to Deliver the Curriculum 2, 6 (one of the Pupil Digital Leaders)
1.30-1.45	Mrs Anderson Mr Rossi	P7 teacher P6 teacher	Use of Digital Technology to Deliver the Curriculum; School Culture; Professional Development
1.45-2.00	Group from P4	P4	Use of Digital Technology to Deliver the Curriculum 3, 4
2.00-2.15	Mrs Chambers	P1/2 teacher	Use of Digital Technology to Deliver the Curriculum; School Culture; Professional Development
2.15-2.30	Mr Graham	Head Teacher	Leadership and Vision
2.30-2.45	Code club	P6	Code Club – Use of Digital Technology to Deliver the Curriculum 2